



Contents

01-08

Foroll Furniture Castor

<i>HH series</i>	02
<i>HPH series</i>	02
<i>HS series</i>	03
<i>HPS series</i>	03
<i>UH series</i>	05
<i>US series</i>	05
<i>UPH series</i>	05
<i>Fitting</i>	06
<i>RB series</i>	06
<i>ZB series</i>	07
<i>LU series</i>	07
<i>BX series</i>	07
<i>WB series</i>	08

09-10

Foroll Chair Castor

<i>CH series</i>	10
<i>CS series</i>	10

11-53

Foroll Apparatus Castor

<i>EAA series</i>	12
<i>EAR series</i>	13
<i>EAT series</i>	14
<i>LAA series</i>	15
<i>LAR series</i>	18
<i>LARB series</i>	21
<i>LAT series</i>	24
<i>LATB series</i>	27
<i>LAU series</i>	30
<i>LAK series</i>	33
<i>BLAA series</i>	34
<i>BLAR series</i>	35
<i>BLAT series</i>	36
<i>BLATBseries</i>	37
<i>BLAU series</i>	38
<i>BLAK series</i>	39
<i>WLAA series</i>	40
<i>WLAT series</i>	41
<i>WLAK series</i>	42
<i>DAA series</i>	43
<i>DAR series</i>	44
<i>DARB series</i>	45
<i>DAT series</i>	46
<i>DATB series</i>	47
<i>DAU series</i>	48

<i>HAA series</i>	49
<i>HAE series</i>	50
<i>HAT series</i>	51
<i>HATB series</i>	52
<i>HAUB series</i>	53

55-57

Foroll Shopping Trolley and Walkway Castor

<i>MT series</i>	56
<i>MS series</i>	56
<i>BT series</i>	57
<i>BS series</i>	57

59-66

Foroll Medical Castor

<i>BG series</i>	60
<i>NB series</i>	60
<i>CL series</i>	61,62
<i>CLDP series</i>	62
<i>CLC series</i>	63
<i>CLCD series</i>	64
<i>TF series</i>	65
<i>PL series</i>	66
<i>DP series</i>	66

67-76

Foroll Industrial Castor

<i>CR series</i>	68
<i>GF series</i>	69
<i>RSA series</i>	70
<i>RSAR series</i>	71
<i>RSH series</i>	72
<i>RSP series</i>	73
<i>RSPR series</i>	74
<i>RSE series</i>	75
<i>RSL series</i>	76

77-82

Foroll Heavy Duty Castor

<i>SHC series</i>	78
<i>SHR series</i>	79
<i>SHP series</i>	80
<i>SHUP series</i>	81
<i>SHUI series</i>	82

83-84

OEM



Foroll *We make things for roll*
 Castors & Wheels Foroll, your reliable supplier in castors & wheels!


Company Profile

Foroll Industrial (Jiaxing) Co.,Ltd. is a specialized manufacturer of all kinds of castors and wheels. With the production area of 20,000 square meters we have a capacity of more than a million pieces per month. Being close to Shanghai, we are enjoying convenient transportation.

Foroll manufacture and export castors and wheels in a wide range from plastic furniture castors to metal industrial castors with the best technology, beautiful in shape, convenient and safe in use. All of our products are widely used for furniture, apparatus, hospital, transportation, material handling, heavy duty industry and special occasions. With more than 1,000 different high quality caster combinations, Foroll can provide castors and wheels for nearly every mobility purpose. Most of our products are made for export, mainly to Europe, Australia and Japan.

Relying on quality products, timely service and competitive prices, Foroll is an organization of professionals dedicated and committed to one goal: meeting your purchasing satisfaction. "We make things for roll." Foroll sincerely welcomes businessmen here and abroad to visit our company and grow in our common venture together!

Foroll, your reliable supplier in castors & wheels!





Foroll *We make things for roll*
 Castors & Wheels *Foroll, you reliable supplier in castors & wheels!*

Manufacturing

Foroll produces millions of castors and wheels each year, such quantities can only be realized by well organization. Our depth of knowledge in castor production allows us to keep complete process control. With our core competence of in-house tool making, we are able to stay ahead of the game. The In-house integration of all major stages in the production process with ERP system permits ongoing direct control over process quality standards and manufacture a quality product from top to bottom - meeting your need for fast delivery at a competitive price.

Thanks to the high-quality manual labour, our production staff can give rapid and flexible reaction to customer requests. This way, even orders for small batches on short notice pose no problems.





We make things for roll

Foroll, you reliable supplier in castors & wheels!



Quality

Quality is the life of a company. Therefore, quality control is not a passing trend for Foroll, but rather, it's tradition. Quality permeates every aspect of Foroll operations: only optimum raw materials are selected and the materials are subjected to a thorough inspection on arrival; each and every component is checked after each individual production step; each and every wheel and castor is tested to ISO 22878 ~ 22884 and EN 12527 ~ 12533 standards before leaving the factory. This is the reason why we successfully passed the strict audit by DNV in less than three months for our ISO 9001:2008 certification, and we will continue to adhere to these high standards.

Great care is also dedicated to personnel training, with periodic professional development courses to keep employees up to date on the latest developments in technology so that they will be fully qualified to make use of the most advanced production systems and information technologies, all in line with Foroll's philosophy.

Foroll
Castors & Wheels



We make things for roll
Foroll, you reliable supplier in castors & wheels!

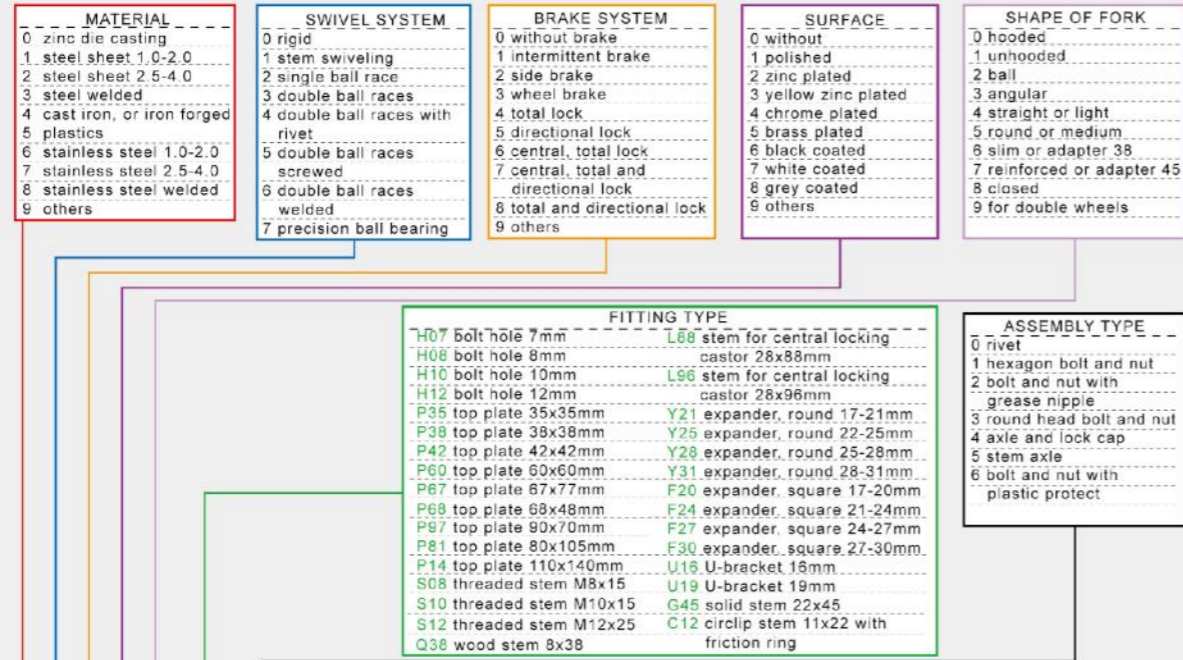


R&D

Foroll is dedicated entirely to solving customer's mobility problems, improving product design, and using innovative manufacturing methodology. Foroll uses the latest computer technologies such as CAD/CAM to develop the optimal and most efficient customized mobility solution and deliver the excellent castor performance for our customers. Utilizing our in house test facilities, Foroll is able to develop solutions under specific conditions. This ensures that Foroll products meet the high demands of customers today.

Each and every task depends entirely on the correct tool. The in-house tool production equipped with computerized machining centers and other precision processing machines ensures exact quality. The direct transmission of CAD data to our in-house tool makers guarantees quick development times. Each Foroll punching and drawing tool is a high-capacity piece of equipment, constructed and manufactured right in the heart of our plant.

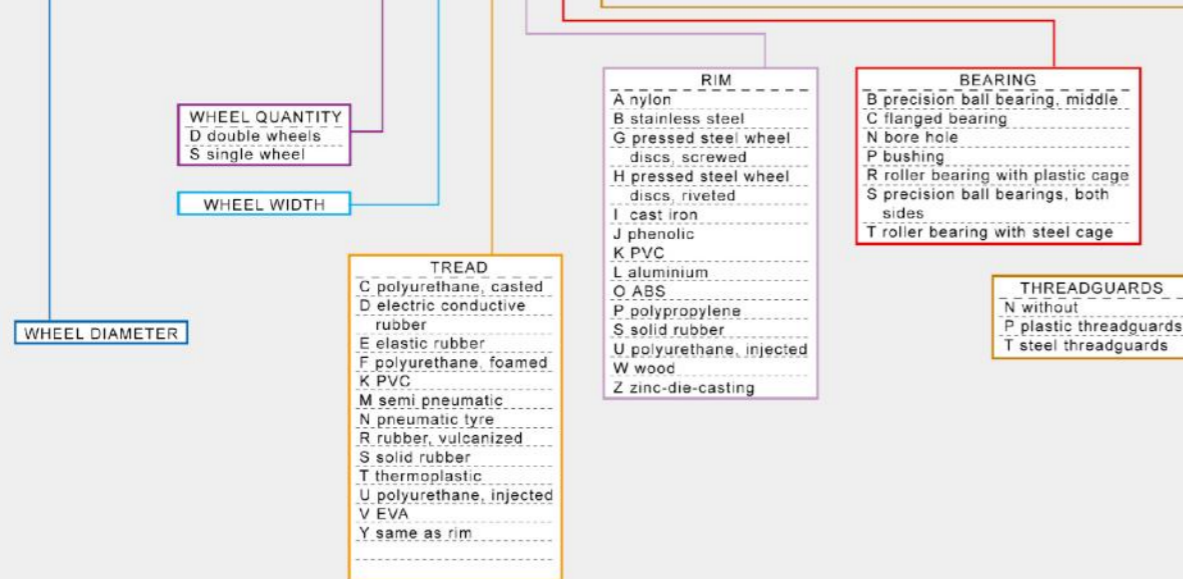
Foroll article number system



1 3 4 2 5 H10 1-075 S 022 Y A N N

EXAMPLE:

75mm medium duty apparatus castor, zinc plated, with bolt hole 10mm, with total lock, with 75x22mm polyamide wheel, plain bearing, wheel assembled with bolt and nut.



How to select the proper castor & wheel



Although there is no simple formula or rule that can be followed in selecting the proper castor or wheel, many varying and individual factors must be balanced to make the selection which will do the best job for you, the information below is intended as a guide to assist you in specifying, operating and maintaining castors for safety and maximum life.

Load weight

The heavier the load, the larger the wheel required for the castor. The weight of the load also influences the mobility of the wheel. Load capacities listed in our catalogue are dynamic or rolling load, which is the load imposed upon a castor or wheel while in use. Furthermore, one should consider the impact or shock load which is the momentary load imposed upon a castor or wheel when the load is dropped on equipment, strikes obstruction or vibrates.

Floor conditions

As a general rule, hard tread wheels perform better on soft or smooth floors and soft tread wheels roll better on hard or rough floors including outdoor surfaces. Make sure the wheel you select is large enough to pass over cracks in the floor, tracks, moldings and other obstruction. The larger and softer the wheel, the greater the ability to roll over rails and similar obstacles.

Unusual Conditions

Each wheel material has certain characteristics which will give the best results where unusual conditions exist. Be sure to consider unusual environmental conditions such as moisture, extreme heat or cold, exposures to chemicals, blood, fats, oils, salt, etc. Check conditions, then select castor and wheel.

Rollability

The larger the wheel diameter, the easier it rolls. Roller bearings carry heavier loads. Ball bearings roll easier but carry lesser loads. When possible, use the largest ball bearing wheel for best results.

Extreme Climates

Room temperatures are no problem for most castors. But extreme cold or heat will affect the performance of the castor and wheel, so special bearing lubricants are required.

Your Foroll Customer Service Team has years of hands-on experience solving castor problems in the field. If you are not absolutely certain which castor is the correct one for your use, contact us. We are eager to assist you with any castor question you may have.



Foroll Furniture castor

HH Series

Housing:

high quality polyamide, black (also available in different colours), with cover, with and without wheel brake.

Wheel:

high quality polyamide, black (also available in different colours), for soft floors.

Art-No.	∅	2x8	10	36	7	-	KG
51000H075-030D008YANN	30	2x8	10	36	7	-	20
51000H075-035D008YANN	35	2x8	11.5	40	7	-	25
51000H075-040D008YANN	40	2x8	13.5	45.5	7	-	30
51000H085-045D009YANN	45	2x9	14	51.5	8	-	35
51000H085-050D012YANN	50	2x12	16.5	57	8	-	40
51000H085-060D012YANN	60	2x12	21	65.5	8	-	45

Art-No.	∅	2x8	13.5	45.5	7	wheel brake	KG
51300H075-040D008YANN	40	2x8	13.5	45.5	7	wheel brake	30
51300H085-050D012YANN	50	2x12	16.5	57	8	wheel brake	40
51300H085-060D012YANN	60	2x12	21	65.5	8	wheel brake	45



HPH Series

Housing:

high quality ABS, silver or gold colour cover, with and without wheel brake.

Wheel:

high quality polyamide, black, for soft floors.

Surface: silver

Art-No.	∅	2x8	13.5	45.5	7	-	KG
51040H075-040D008YANN	40	2x8	13.5	45.5	7	-	30
51040H085-050D012YANN	50	2x12	16.5	57	8	-	40
51340H075-040D008YANN	40	2x8	13.5	45.5	7	wheel brake	30
51340H085-050D012YANN	50	2x12	16.5	57	8	wheel brake	40

Surface: gold

Art-No.	∅	2x8	13.5	45.5	7	-	KG
51050H075-040D008YANN	40	2x8	13.5	45.5	7	-	30
51050H085-050D012YANN	50	2x12	16.5	57	8	-	40
51350H075-040D008YANN	40	2x8	13.5	45.5	7	wheel brake	30
51350H085-050D012YANN	50	2x12	16.5	57	8	wheel brake	40



FURNITURE / CHAIR / APPARATUS / SHOPPING TROLLEY / HOSPITAL / INDUSTRIAL / HEAVY DUTY

HS Series

Housing:

high quality polyamide, black (also available in different colours), with cover, with and without wheel brake.

Wheel:

high quality polypropylene copolymer wheel centre, TPE tread, for hard floors.

Art-No.							
51000H075-040D008TPNN	40	2x8	13.5	45.5	7	-	30
51000H085-050D012TPNN	50	2x12	16.5	57	8	-	40

Art-No.							
51300H075-040D008TPNN	40	2x8	13.5	45.5	7	wheel brake	30
51300H085-050D012TPNN	50	2x12	16.5	57	8	wheel brake	40

HPS Series

Housing:

high quality ABS, silver or gold colour cover, with and without wheel brake.

Wheel:

high quality polypropylene copolymer wheel centre, TPE tread, for hard floors.

Surface: silver

Art-No.							
51040H075-040D008TPNN	40	2x8	13.5	45.5	7	-	30
51040H085-050D012TPNN	50	2x12	16.5	57	8	-	40
51340H075-040D008TPNN	40	2x8	13.5	45.5	7	wheel brake	30
51340H085-050D012TPNN	50	2x12	16.5	57	8	wheel brake	40

Surface: gold

Art-No.							
51050H075-040D008TPNN	40	2x8	13.5	45.5	7	-	30
51050H085-050D012TPNN	50	2x12	16.5	57	8	-	40
51350H075-040D008TPNN	40	2x8	13.5	45.5	7	wheel brake	30
51350H085-050D012TPNN	50	2x12	16.5	57	8	wheel brake	40



Foroll twin wheel castors are ANSI / BIFMA approved.
For BIFMA approved castors, please specify.

UH Series

Housing:

high quality polyamide, black (also available in different colours), without cover, with and without wheel brake.

Wheel:

high quality polyamide, black (also available in different colours), for soft floors.

Art-No.							
51001H075-040D010YANN	40	2x10	12	40.5	7	-	30
51001H085-050D012YANN	50	2x12	16	50.5	8	-	40
51001H095-060D012YANN	60	2x12	20	65	9	-	45
51001H095-075D015YANN	75	2x15	25	78	9	-	60
51001H110-100D016YANN	100	2x16	34	104	11	-	80

Art-No.							
51301H085-050D012YANN	50	2x12	16	50.5	8	wheel brake	40
51301H095-075D015YANN	75	2x15	25	78	9	wheel brake	60
51301H110-100D016YANN	100	2x16	34	104	11	wheel brake	80

US Series

Housing:

high quality polyamide, black (also available in different colours), without cover, with and without wheel brake.

Wheel:

high quality polypropylene copolymer wheel centre, TPE tread, for hard floors.

Art-No.							
51001H075-040D010TPNN	40	2x10	12	40.5	7	-	30
51001H085-050D012TPNN	50	2x12	16	50.5	8	-	40
51001H105-075D018TPNN	75	2x18	24	79	10	-	60

Art-No.							
51301H085-050D012TPNN	50	2x12	16	50.5	8	wheel brake	40
51301H105-075D018TPNN	75	2x18	24	79	10	wheel brake	60

UPH Series

Housing:

high quality ABS, silver colour, with and without wheel brake.

Wheel:

high quality polyamide, black, for soft floors.

Art-No.							
51041H075-040D011YANN	40	2x11	12	40.5	7	-	30
51041H085-050D010YANN	50	2x10	16	50.5	8	-	40
51341H085-050D010YANN	50	2x10	16	50.5	8	wheel brake	40

Fitting

Art-No.	dimension
P35	35x35 / 25x25 / 5
P38	38x38 / 26x26 / 5
P40	40x40 / 26x26 / 5
P42	42x42 / 30x30 / 5
Q38	8x38
C15	8x15 with friction ring
C12	11x22 with friction ring
T12	12x12 plastic socket



Art-No.	dimension
S08	M8x15 metric thread
S10	M10x15 metric thread
S31	5/16x3/4 UNC thread
S37	3/8x3/4 UNC thread
W07	light duty
W09	heavy duty
U16	40x34 U=16
U19	50x39 U=19
Z14	13x26 zinc die-casting socket



RB Series

Housing:

made of pressed steel, double ball bearing swivel head, zinc plated, also available in other surface treatment.

Wheel:

solid rubber, black, also available in other colours.

Art-No.							
13020P420-040S040RANN	40	13	58	-	-	42x42/30x30/5	30
13020P420-050S050RANN	50	19	68	-	-	42x42/30x30/5	45

Art-No.							
13020H100-040S040RANN	40	13	56.5	10	-	-	30
13020H100-050S050RANN	50	19	66.5	10	-	-	45



FURNITURE / CHAIR / APPARATUS / SHOPPING TROLLEY / HOSPITAL / INDUSTRIAL / HEAVY DUTY

FURNITURE / CHAIR / APPARATUS / SHOPPING TROLLEY / HOSPITAL / INDUSTRIAL / HEAVY DUTY

ZB Series

zinc die cast, high polish chrome plated, with white transportation caps.



Art-No.	Ø	Height	Width	Weight (KG)
01042H085-040S012PZNN	40	42	8	20
01042H085-050S016PZNN	50	52	8	35
01042H085-060S019PZNN	60	62	8	50

LU Series

Leg:

high quality polyamide, black.



Castor:

UH Series castors.

Art-No.	Ø	Leg	Wheel	Height	leg	Weight (KG)
51001G235-050D010YANN	50	2x10	16	80	Ø 41x23	50
51001G465-050D010YANN	50	2x10	16	103	Ø 41x46	50
51001G705-050D010YANN	50	2x10	16	127	Ø 41x70	50
51001G915-050D010YANN	50	2x10	16	148	Ø 41x91	50

BX Series

Housing:

made of pressed steel, zinc plated.

Wheel:

high quality polyamide, black.



Art-No.	Ø	Width	Height	Wheel	Weight (KG)
10023P310-015S012YANN	15	12	17	30x16	21
10023P410-025S014YANN	25	14	29	41x18	30
10023P430-030S015YANN	30	15	33	46x20	35
10023P520-040S016YANN	40	16	43	58x24	46
10023P620-045S018YANN	45	18	49	68x24	54
10023P620-050S020YANN	50	20	51	68x24	54

WB Series

Housing:

pressed steel, black coated, double ball bearing swivel head, with and without brake.

Wheel:

European beech wood, clear lacquered, with two black PU-rings.

Swivel Castor

Art-No.	Ø	Width	Height	Weight (KG)
13064H103-050S017UWNN	50	17	24	72
13065H103-050S017UWNN	50	17	24	72
13065H103-075S024UWNN	75	24	25	101
13065H103-100S026UWNN	100	26	32	121



Swivel Castor with Brake

Art-No.	Ø	Width	Height	Weight (KG)
13364H103-050S017UWNN	50	17	25	72
13465H103-050S017UWNN	50	17	26	72
13465H103-075S024UWNN	75	24	30	101
13465H103-100S026UWNN	100	26	30	121



Swivel Castor

Art-No.	Ø	Width	Height	Weight (KG)
13064P423-050S017UWNN	50	17	24	72
13065P603-050S017UWNN	50	17	24	72
13065P603-075S024UWNN	75	24	25	101
13065P603-100S026UWNN	100	26	32	121



Swivel Castor with Brake

Art-No.	Ø	Width	Height	Weight (KG)
13364P423-050S017UWNN	50	17	25	72
13465P603-050S017UWNN	50	17	26	72
13465P603-075S024UWNN	75	24	30	101
13465P603-100S026UWNN	100	26	30	121



FURNITURE / CHAIR / APPARATUS / SHOPPING TROLLEY / HOSPITAL / INDUSTRIAL / HEAVY DUTY

FURNITURE / CHAIR / APPARATUS / SHOPPING TROLLEY / HOSPITAL / INDUSTRIAL / HEAVY DUTY



Foroll Chair Castor

CH Series

Housing:

high quality polyamide, black, with adapter.

Wheel:

high quality polyamide, black, for soft floors.

Art-No.								KG
51006C125-050D008YANN	50	2x8	19	38	57.5	11x22	-	50
51007C125-050D008YANN	50	2x8	19	45	57.5	11x22	-	50
51106C125-050D008YANN	50	2x8	23	38	60.5	11x22	intermittent brake	50
51006C125-055D012YANN	55	2x12	20	38	63	11x22	-	55
51007C125-055D012YANN	55	2x12	20	45	63	11x22	-	55



CS Series

Housing:

high quality polyamide, black, with adapter.

Wheel:

high quality polypropylene copolymer wheel centre, TPE tread, for hard floors.

Art-No.								KG
51006C125-050D008TPNN	50	2x8	19	38	57.5	11x22	-	50
51007C125-050D008TPNN	50	2x8	19	45	57.5	11x22	-	50
51006C125-055D012TPNN	55	2x12	20	38	63	11x22	-	55
51007C125-055D012TPNN	55	2x12	20	45	63	11x22	-	55



CK Series

Housing:

high quality polyamide, black, with and without wheel brake

Wheel:

high quality polyamide, with precision ball bearing, unique design with low rolling resistance.

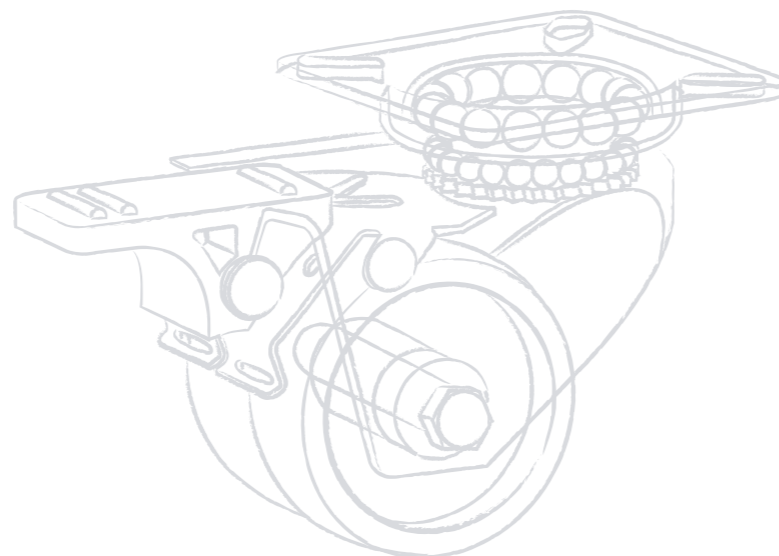
Art-No.								KG
51008C120-060D015YASN	60	2x15	25	73	11x22	-	-	70
51008C120-060D015YASN	60	2x15	25	73	11x22	wheel brake	-	70



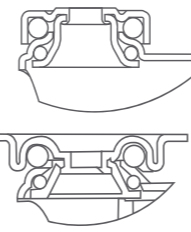
CHAIR / FURNITURE / APPARATUS / SHOPPING TROLLEY / HOSPITAL / INDUSTRIAL / HEAVY DUTY



Foroll Apparatus Castor



EAA Series



Housing:

pressed steel, zinc plated, double ball bearing swivel head, with and without wheel brake, light duty version.

Wheel:

nature polyamide, with plain bearing, high abrasion resistance, low rolling resistance, impact proof and corrosive resistant.

Art-No.	∅	+	+	+	KG	bearing type
030X018YANN	30	18	21	8	30	III
040X018YANN	40	18	21	8	35	III
050X018YANN	50	18	21	8	35	III

Swivel Castor

Art-No.	∅	+	U	U	U	U	U	U	KG
13024H101--030S018YANN	30	18	17	52	10	--	--	--	30
13024H101--040S018YANN	40	18	17	57	10	--	--	--	35
13024H101--050S018YANN	50	18	24	68	10	--	--	--	35

Swivel Castor with Wheel Brake

Art-No.	∅	+	U	U	U	U	U	U	KG
13324H101--040S018YANN	40	18	25	57	10	--	--	-	35
13324H101--050S018YANN	50	18	25	68	10	--	--	-	35

Swivel Castor

Art-No.	∅	+	U	U	U	U	U	U	KG
13024P421--030S018YANN	30	18	17	52	-	42x42	30x30	5	30
13024P421--040S018YANN	40	18	17	57	-	42x42	30x30	5	35
13024P421--050S018YANN	50	18	24	68	--	42x42	30x30	5	35

Swivel Castor with Wheel Brake

Art-No.	∅	+	U	U	U	U	U	U	KG
13324P421--040S018YANN	40	18	25	57	--	42x42	30x30	5	35
13324P421--050S018YANN	50	18	25	68	--	42x42	30x30	5	35

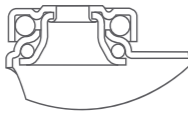
Rigid Castor

Art-No.	∅	+	U	U	U	U	U	U	KG
10024P421--030S018YANN	30	18	-	52	-	42x42	30x30	5	30
10024P421--040S018YANN	40	18	-	57	-	42x42	30x30	5	35
10024P421--050S018YANN	50	18	--	68	--	42x42	30x30	5	35

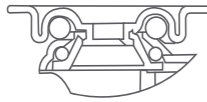


EAR Series

Housing:



pressed steel, zinc plated, double ball bearing swivel head, with and without wheel brake, light duty version.



Wheel:

high quality polyamide wheel centre, solid non-marking grey rubber tread, with plain bearing, impact proof, corrosive resistant.

Art-No.	∅	1	2	3	KG	bearing type
030X018RANN	30	18	21	8	30	III
040X018RANN	40	18	21	8	35	III
050X018RANN	50	18	21	8	35	III

Swivel Castor

Art-No.	∅	1	2	3	4	5	6	7	8	KG
13024H101--030S018RANN	30	18	17	52	10	--	--	--	--	30
13024H101--040S018RANN	40	18	17	57	10	--	--	--	--	35
13024H101--050S018RANN	50	18	24	68	10	--	--	--	--	35

Swivel Castor with Wheel Brake

Art-No.	∅	1	2	3	4	5	6	7	8	KG
13324H101--040S018RANN	40	18	25	57	10	--	--	--	--	35
13324H101--050S018RANN	50	18	25	68	10	--	--	--	--	35

Swivel Castor

Art-No.	∅	1	2	3	4	5	6	7	8	KG
13024P421--030S018RANN	30	18	17	52	-	42x42	30x30	5	30	
13024P421--040S018RANN	40	18	17	57	-	42x42	30x30	5	35	
13024P421--050S018RANN	50	18	24	68	--	42x42	30x30	5	35	

Swivel Castor with Wheel Brake

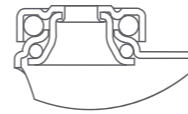
Art-No.	∅	1	2	3	4	5	6	7	8	KG
13324P421--040S018RANN	40	18	25	57	--	42x42	30x30	5	35	
13324P421--050S018RANN	50	18	25	68	--	42x42	30x30	5	35	

Rigid Castor

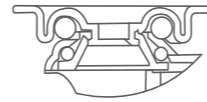
Art-No.	∅	1	2	3	4	5	6	7	8	KG
10024P421--030S018RANN	30	18	-	52	-	42x42	30x30	5	30	
10024P421--040S018RANN	40	18	-	57	-	42x42	30x30	5	35	
10024P421--050S018RANN	50	18	--	68	--	42x42	30x30	5	35	

EAT Series

Housing:



pressed steel, zinc plated, double ball bearing swivel head, with and without wheel brake, light duty version.



Wheel:

high quality polypropylene copolymer wheel centre, TPE tread, with plain bearing, impact proof, corrosive resistant.

Art-No.	∅	1	2	3	KG	bearing type
030X018TPNN	30	18	22	8	30	III
040X018TPNN	40	18	21	8	35	III
050X018TPNN	50	18	21	8	35	III

Swivel Castor

Art-No.	∅	1	2	3	4	5	6	7	8	KG
13024H101--030S018TPNN	30	18	17	52	10	--	--	--	--	30
13024H101--040S018TPNN	40	18	17	57	10	--	--	--	--	35
13024H101--050S018TPNN	50	18	24	68	10	--	--	--	--	35

Swivel Castor with Wheel Brake

Art-No.	∅	1	2	3	4	5	6	7	8	KG
13324H101--040S018TPNN	40	18	25	57	10	--	--	--	--	35
13324H101--050S018TPNN	50	18	25	68	10	--	--	--	--	35

Swivel Castor

Art-No.	∅	1	2	3	4	5	6	7	8	KG
13024P421--030S018TPNN	30	18	17	52	-	42x42	30x30	5	30	
13024P421--040S018TPNN	40	18	17	57	-	42x42	30x30	5	35	
13024P421--050S018TPNN	50	18	24	68	--	42x42	30x30	5	35	

Swivel Castor with Wheel Brake

Art-No.	∅	1	2	3	4	5	6	7	8	KG
13324P421--040S018TPNN	40	18	25	57	--	42x42	30x30	5	35	
13324P421--050S018TPNN	50	18	25	68	--	42x42	30x30	5	35	

Rigid Castor

Art-No.	∅	1	2	3	4	5	6	7	8	KG
10024P421--030S018TPNN	30	18	-	52	-	42x42	30x30	5	30	
10024P421--040S018TPNN	40	18	-	57	-	42x42	30x30	5	35	
10024P421--050S018TPNN	50	18	--	68	--	42x42	30x30	5	35	

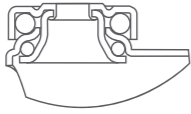
FURNITURE / CHAIR / APPARATUS / SHOPPING TROLLEY / MEDICAL / INDUSTRIAL / HEAVY DUTY

FURNITURE / CHAIR / APPARATUS / SHOPPING TROLLEY / MEDICAL / INDUSTRIAL / HEAVY DUTY

LAA Series

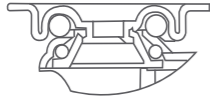
Housing:

pressed steel, zinc plated, double ball bearing swivel head, with and without total brake, medium duty version.



Wheel:

high quality polyamide, with plain bearing, high abrasion resistance, low rolling resistance, impact proof and corrosive resistant.



Art-No.	∅	+	-	+	KG	bearing type
050X020YANN	50	20	22	8	40	III
075X022YANN	75	22	29	8	50	III
100X024YANN	100	24	29	8	60	III

Swivel Castor

Art-No.	∅	+	U	U	U	U	U	U	KG
13028H101-050S020YANN	50	20	25.5	70	11	--	--	--	40
13028H101-075S022YANN	75	22	28.5	100	11	--	--	--	50
13028H101-100S024YANN	100	24	33	122	11	--	--	--	60

Swivel Castor with Total Brake

Art-No.	∅	+	U	U	U	U	U	U	KG
13428H101-050S020YANN	50	20	27.5	70	11	--	--	--	40
13428H101-075S022YANN	75	22	28.5	100	11	--	--	--	50
13428H101-100S024YANN	100	24	33	122	11	--	--	--	60

Swivel Castor

Art-No.	∅	+	U	U	U	U	U	U	KG
13028P601-050S020YANN	50	20	25.5	70	--	60x60	46x46	6	40
13028P601-075S022YANN	75	22	28.5	100	--	60x60	46x46	6	50
13028P601-100S024YANN	100	24	33	122	--	60x60	46x46	6	60

Swivel Castor with Total Brake

Art-No.	∅	+	U	U	U	U	U	U	KG
13428P601-050S020YANN	50	20	27.5	70	--	60x60	46x46	6	40
13428P601-075S022YANN	75	22	28.5	100	--	60x60	46x46	6	50
13428P601-100S024YANN	100	24	33	122	--	60x60	46x46	6	60

Alternative Fittings:

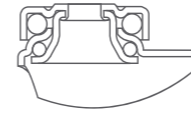


FURNITURE / CHAIR / APPARATUS / SHOPPING TROLLEY / MEDICAL / INDUSTRIAL / HEAVY DUTY

LAA Series

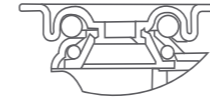
Housing:

pressed steel, zinc plated, double ball bearing swivel head, with and without total brake, medium duty version.



Wheel:

high quality polyamide, with plain bearing, high abrasion resistance, low rolling resistance, impact proof and corrosive resistant.



Swivel Castor

Art-No.	∅	+	U	U	U	U	U	U	KG
13025H101--050S020YANN	50	20	24	72	10	--	--	--	40
13027H101--050S022YANN	50	22	25	72	10	--	--	--	50
13025H101--060S022YANN	60	22	22	82	10	--	--	--	50
13025H101--075S022YANN	75	22	25	101	10	--	--	--	50
13025H101--100S024YANN	100	24	32	121	10	--	--	--	60

Swivel Castor with Total Brake

Art-No.	∅	+	U	U	U	U	U	U	KG
13425H101-050S020YANN	50	20	26	72	10	--	--	--	40
13427H101-050S022YANN	50	22	22.5	72	10	--	--	--	50
13425H101-060S022YANN	60	22	19	82	10	--	--	--	50
13425H101-075S022YANN	75	22	30	101	10	--	--	--	50
13425H101-100S024YANN	100	24	30	121	10	--	--	--	60

Swivel Castor

Art-No.	∅	+	U	U	U	U	U	U	KG
13025P601-050S020YANN	50	20	24	72	--	60x60	46x46	6	40
13027P601-050S022YANN	50	22	25	72	--	60x60	46x46	6	50
13025P601-060S022YANN	60	22	22	82	--	60x60	46x46	6	50
13025P601-075S022YANN	75	22	25	101	--	60x60	46x46	6	50
13025P601-100S024YANN	100	24	32	121	--	60x60	46x46	6	60

Swivel Castor with Total Brake

Art-No.	∅	+	U	U	U	U	U	U	KG
13425P601--050S020YANN	50	20	26	72	--	60x60	46x46	6	40
13427P601--050S022YANN	50	22	22.5	72	--	60x60	46x46	6	50
13425P601--060S022YANN	60	22	19	82	--	60x60	46x46	6	50
13425P601--075S022YANN	75	22	30	101	--	60x60	46x46	6	50
13425P601--100S024YANN	100	24	30	121	--	60x60	46x46	6	60

Rigid Castor

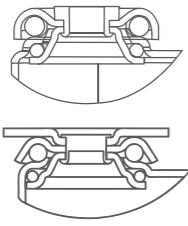
Art-No.	∅	+	U	U	U	U	U	U	KG
10025P601--050S020YANN	50	20	--	72	--	60x60	46x46	6	40
10027P601--050S022YANN	50	22	--	72	--	60x60	46x46	6	50
10025P601--060S022YANN	60	22	--	82	--	60x60	46x46	6	50
10025P601--075S022YANN	75	22	--	101	--	60x60	46x46	6	50
10025P601--100S024YANN	100	24	--	121	--	60x60	46x46	6	60

FURNITURE / CHAIR / APPARATUS / SHOPPING TROLLEY / MEDICAL / INDUSTRIAL / HEAVY DUTY

LAA Series

Housing:

pressed steel, zinc plated, double ball bearing swivel head, with and without total brake, medium duty version.



Wheel:

high quality polyamide, with plain bearing, high abrasion resistance, low rolling resistance, impact proof and corrosive resistant.

Swivel Castor

Art-No.	∅	+	+	+	+	+	+	+	KG
14025H101-075S022YANN	75	22	28	102.5	10	--	--	--	50
14025H101-100S024YANN	100	24	31	125	10	--	--	--	60
14025H101-125S028YANN	125	28	29	156	10	--	--	--	65

Swivel Castor with Total Brake

Art-No.	∅	+	+	+	+	+	+	+	KG
14425H101-075S022YANN	75	22	32	102.5	10	--	--	--	50
14425H101-100S024YANN	100	24	35	125	10	--	--	--	60
14425H101-125S028YANN	125	28	34	156	10	--	--	--	65

Swivel Castor

Art-No.	∅	+	+	+	+	+	+	+	KG
14025P601-075S022YANN	75	22	28	104.5	--	60x60	46x46	6	50
14025P601-100S024YANN	100	24	31	127	--	60x60	46x46	6	60
14025P601-125S028YANN	125	28	29	158	--	60x60	46x46	6	65

Swivel Castor with Total Brake

Art-No.	∅	+	+	+	+	+	+	+	KG
14425P601-075S022YANN	75	22	32	104.5	--	60x60	46x46	6	50
14425P601-100S024YANN	100	24	35	127	--	60x60	46x46	6	60
14425P601-125S028YANN	125	28	34	158	--	60x60	46x46	6	65

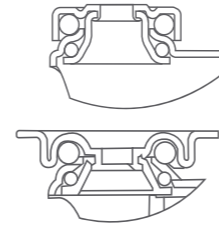
Alternative Fittings:



LAR Series

Housing:

pressed steel, zinc plated, double ball bearing swivel head, with and without total brake, medium duty version.



Wheel:

high quality polyamide wheel centre, solid non-marking rubber tread, with plain bearing, impact proof, corrosive resistant.

Art-No.	∅	+	+	+	KG	bearing type
050X018RANN	50	18	21	8	40	[Diagram]
050X024RANN	50	24	28	8	50	
060X024RANN	60	24	28	8	50	
075X024RANN	75	24	28	8	50	
080X024RANN	80	24	28	8	50	
100X024RANN	100	24	28	8	60	
125X026RANN	125	26	28	8	65	

Swivel Castor

Art-No.	∅	+	+	+	+	+	+	+	KG
13028H101-050S018RANN	50	18	25.5	70	11	--	--	--	40
13028H101-075S024RANN	75	24	28.5	100	11	--	--	--	50
13028H101-100S024RANN	100	24	33	122	11	--	--	--	60

Swivel Castor with Total Brake

Art-No.	∅	+	+	+	+	+	+	+	KG
13428H101-050S018RANN	50	18	27.5	70	11	--	--	--	40
13428H101-075S024RANN	75	24	28.5	100	11	--	--	--	50
13428H101-100S024RANN	100	24	33	122	11	--	--	--	60

Swivel castor

Art-No.	∅	+	+	+	+	+	+	+	KG
13028P601-050S018RANN	50	18	25.5	70	--	60x60	46x46	6	40
13028P601-075S024RANN	75	24	28.5	100	--	60x60	46x46	6	50
13028P601-100S024RANN	100	24	33	122	--	60x60	46x46	6	60

Swivel Castor with Total Brake

Art-No.	∅	+	+	+	+	+	+	+	KG
13428P601-050S018RANN	50	18	27.5	70	--	60x60	46x46	6	40
13428P601-075S024RANN	75	24	28.5	100	--	60x60	46x46	6	50
13428P601-100S024RANN	100	24	33	122	--	60x60	46x46	6	60

Alternative Fittings:



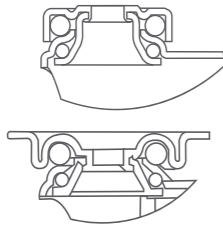
FURNITURE / CHAIR / APPARATUS / SHOPPING TROLLEY / MEDICAL / INDUSTRIAL / HEAVY DUTY

FURNITURE / CHAIR / APPARATUS / SHOPPING TROLLEY / MEDICAL / INDUSTRIAL / HEAVY DUTY

LAR Series

Housing:

pressed steel, zinc plated, double ball bearing swivel head, with and without total brake, medium duty version.



Wheel:

high quality polyamide wheel centre, solid non-marking rubber tread, with plain bearing, impact proof, corrosive resistant.

Swivel Castor

Art--No.	∅	+	↑	↓	↑	↓	↑	↓	KG
13025H101--050S018RANN	50	18	24	72	10	-	-	-	40
13027H101--050S024RANN	50	24	25	72	10	--	--	--	50
13025H101--060S024RANN	60	24	22	82	10	--	--	--	50
13025H101--075S024RANN	75	24	25	101	10	--	--	--	50
13025H101--080S024RANN	80	24	25	103.5	10	--	--	--	50
13025H101--100S024RANN	100	24	32	121	10	--	--	--	60

Swivel Castor with Total Brake

Art--No.	∅	+	↑	↓	↑	↓	↑	↓	KG
13425H101--050S018RANN	50	18	26	72	10	-	-	-	40
13427H101--050S024RANN	50	24	22.5	72	10	--	--	--	50
13425H101--060S024RANN	60	24	19	82	10	--	--	--	50
13425H101--075S024RANN	75	24	30	101	10	--	--	--	50
13425H101--080S024RANN	80	24	30	103.5	10	--	--	--	50
13425H101--100S024RANN	100	24	30	121	10	--	--	--	60

Swivel Castor

Art--No.	∅	+	↑	↓	↑	↓	↑	↓	KG
13025P601--050S018RANN	50	18	24	72	-	60x60	46x46	6	40
13027P601--050S024RANN	50	24	25	72	--	60x60	46x46	6	50
13025P601--060S024RANN	60	24	22	82	--	60x60	46x46	6	50
13025P601--075S024RANN	75	24	25	101	--	60x60	46x46	6	50
13025P601--080S024RANN	80	24	25	103.5	--	60x60	46x46	6	50
13025P601--100S024RANN	100	24	32	121	--	60x60	46x46	6	60

Swivel Castor with Total Brake

Art--No.	∅	+	↑	↓	↑	↓	↑	↓	KG
13425P601--050S018RANN	50	18	26	72	-	60x60	46x46	6	40
13427P601--050S024RANN	50	24	22.5	72	--	60x60	46x46	6	50
13425P601--060S024RANN	60	24	19	82	--	60x60	46x46	6	50
13425P601--075S024RANN	75	24	30	101	--	60x60	46x46	6	50
13425P601--080S024RANN	80	24	30	103.5	--	60x60	46x46	6	50
13425P601--100S024RANN	100	24	30	121	--	60x60	46x46	6	60

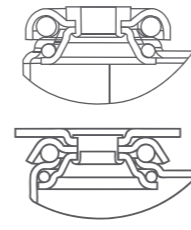
Rigid Castor

Art--No.	∅	+	↑	↓	↑	↓	↑	↓	KG
10025P601--050S018RANN	50	18	-	72	-	60x60	46x46	6	40
10027P601--050S024RANN	50	24	-	72	-	60x60	46x46	6	50
10025P601--060S024RANN	60	24	-	82	-	60x60	46x46	6	50
10025P601--075S024RANN	75	24	-	101	-	60x60	46x46	6	50
10025P601--080S024RANN	80	24	-	103.5	-	60x60	46x46	6	50
10025P601--100S024RANN	100	24	-	121	-	60x60	46x46	6	60

LAR Series

Housing:

pressed steel, zinc plated, double ball bearing swivel head, with and without total brake, medium duty version.



Wheel:

high quality polyamide wheel centre, solid non-marking rubber tread, with plain bearing, impact proof, corrosive resistant.

Swivel Castor

Art--No.	∅	+	↑	↓	↑	↓	↑	↓	KG
14025H101--075S024RANN	75	24	28	102.5	10	--	--	--	50
14025H101--100S024RANN	100	24	31	125	10	--	--	--	60
14025H101--125S026RANN	125	26	29	156	10	--	--	--	65

Swivel Castor with Total Brake

Art--No.	∅	+	↑	↓	↑	↓	↑	↓	KG
14425H101--075S024RANN	75	24	32	102.5	10	--	--	--	50
14425H101--100S024RANN	100	24	35	125	10	--	--	--	60
14425H101--125S026RANN	125	26	34	156	10	--	--	--	65

Swivel Castor

Art--No.	∅	+	↑	↓	↑	↓	↑	↓	KG
14025P601--075S024RANN	75	24	28	104.5	--	60x60	46x46	6	50
14025P601--100S024RANN	100	24	31	127	--	60x60	46x46	6	60
14025P601--125S026RANN	125	26	29	158	--	60x60	46x46	6	65

Swivel Castor with Total Brake

Art--No.	∅	+	↑	↓	↑	↓	↑	↓	KG
14425P601--075S024RANN	75	24	32	104.5	-	60x60	46x46	6	50
14425P601--100S024RANN	100	24	35	127	-	60x60	46x46	6	60
14425P601--125S026RANN	125	26	34	158	-	60x60	46x46	6	65

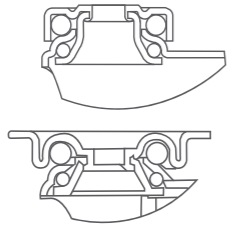
Alternative Fittings:



LARB Series

Housing:

pressed steel, zinc plated, double ball bearing swivel head, with and without total brake, medium duty version.



Wheel:

high quality polypropylene copolymer wheel centre, solid non-marking grey rubber tread, with flange bearing, low rolling resistance, impact proof and corrosive resistant.

Art--No.	∅	+	+	+	KG	bearing type
050X018RPCN	50	20	23	6	40	100
075X022RPCN	75	22	30	6	50	100
100X025RPCN	100	25	30	6	60	100

Swivel Castor

Art--No.	∅	+	↑	↑	↑	↑	↑	↑	KG
13028H101-050S018RPCN	50	20	25.5	70	11	--	--	--	40
13028H101-075S022RPCN	75	22	28.5	100	11	--	--	--	50
13028H101-100S025RPCN	100	24	33	122	11	--	--	--	60

Swivel Castor with Total Brake

Art--No.	∅	+	↑	↑	↑	↑	↑	↑	KG
13428H101-050S018RPCN	50	20	27.5	70	11	--	--	--	40
13428H101-075S022RPCN	75	22	28.5	100	11	--	--	--	50
13428H101-100S025RPCN	100	24	33	122	11	--	--	--	60

Swivel Castor

Art--No.	∅	+	↑	↑	↑	↑	↑	↑	KG
13028P601-050S018RPCN	50	20	25.5	70	--	60x60	46x46	6	40
13028P601-075S022RPCN	75	22	28.5	100	--	60x60	46x46	6	50
13028P601-100S025RPCN	100	24	33	122	--	60x60	46x46	6	60

Swivel Castor with Total Brake

Art--No.	∅	+	↑	↑	↑	↑	↑	↑	KG
13428P601-050S018RPCN	50	20	27.5	70	--	60x60	46x46	6	40
13428P601-075S022RPCN	75	22	28.5	100	--	60x60	46x46	6	50
13428P601-100S025RPCN	100	24	33	122	--	60x60	46x46	6	60

Alternative Fittings:

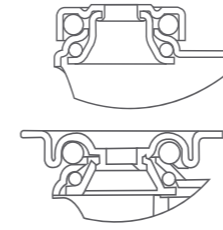


FURNITURE / CHAIR / APPARATUS / SHOPPING TROLLEY / MEDICAL / INDUSTRIAL / HEAVY DUTY

LARB Series

Housing:

pressed steel, zinc plated, double ball bearing swivel head, with and without total brake, medium duty version.



Wheel:

high quality polypropylene copolymer wheel centre, solid non-marking grey rubber tread, with flange bearing, low rolling resistance, impact proof and corrosive resistant.

Swivel Castor

Art--No.	∅	+	↑	↑	↑	↑	↑	↑	KG
13025H101--050S018RPCN	50	18	24	72	10	--	--	--	40
13025H101--075S022RPCN	75	22	25	101	10	--	--	--	50
13025H101--100S025RPCN	100	25	32	121	10	--	--	--	60

Swivel Castor with Total Brake

Art--No.	∅	+	↑	↑	↑	↑	↑	↑	KG
13425H101--050S018RPCN	50	18	26	72	10	--	--	--	40
13425H101--075S022RPCN	75	22	30	101	10	--	--	--	50
13425H101--100S025RPCN	100	25	30	121	10	--	--	--	60

Swivel Castor

Art--No.	∅	+	↑	↑	↑	↑	↑	↑	KG
13025P601--050S018RPCN	50	18	24	72	--	60x60	46x46	6	40
13025P601--075S022RPCN	75	22	25	101	--	60x60	46x46	6	50
13025P601--100S025RPCN	100	25	32	121	--	60x60	46x46	6	60

Swivel Castor with Total Brake

Art--No.	∅	+	↑	↑	↑	↑	↑	↑	KG
13425P601--050S018RPCN	50	18	26	72	--	60x60	46x46	6	40
13425P601--075S022RPCN	75	22	30	101	--	60x60	46x46	6	50
13425P601--100S025RPCN	100	25	30	121	--	60x60	46x46	6	60

Rigid Castor

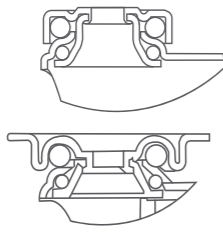
Art--No.	∅	+	↑	↑	↑	↑	↑	↑	KG
10025P601--050S018RPCN	50	18	--	72	--	60x60	46x46	6	40
10025P601--075S022RPCN	75	22	--	101	--	60x60	46x46	6	50
10025P601--100S025RPCN	100	25	--	121	--	60x60	46x46	6	60

FURNITURE / CHAIR / APPARATUS / SHOPPING TROLLEY / MEDICAL / INDUSTRIAL / HEAVY DUTY

LARB Series

Housing:

pressed steel, zinc plated, double ball bearing swivel head, with and without total brake, medium duty version.



Wheel:

high quality polypropylene copolymer wheel centre, solid non-marking grey rubber tread, with flange bearing, low rolling resistance, impact proof and corrosive resistant.

Swivel Castor

Art--No.	∅	+	U	U↓	U↑	U	U	U	KG
14025H101-075S024RPCN	75	24	28	102.5	10	--	--	--	50
14025H101-100S024RPCN	100	24	31	125	10	--	--	--	60
14025H101-125S026RPCN	125	26	29	156	10	--	--	--	65

Swivel Castor with Total Brake

Art--No.	∅	+	U	U↓	U↑	U	U	U	KG
14425H101-075S024RPCN	75	24	32	102.5	10	--	--	--	50
14425H101-100S024RPCN	100	24	35	125	10	--	--	--	60
14425H101-125S026RPCN	125	26	34	156	10	--	--	--	65

Swivel Castor

Art--No.	∅	+	U	U↓	U↑	U	U	U	KG
14025P601-075S024RPCN	75	24	28	104.5	--	60x60	46x46	6	50
14025P601-100S024RPCN	100	24	31	127	--	60x60	46x46	6	60
14025P601-125S026RPCN	125	26	29	158	--	60x60	46x46	6	65

Swivel Castor with Total Brake

Art--No.	∅	+	U	U↓	U↑	U	U	U	KG
14425P601-075S024RPCN	75	24	32	104.5	-	60x60	46x46	6	50
14425P601-100S024RPCN	100	24	35	127	-	60x60	46x46	6	60
14425P601-125S026RPCN	125	26	34	158	-	60x60	46x46	6	65

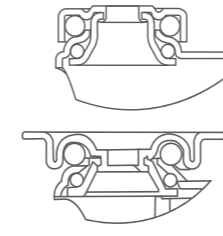
Alternative Fittings:



LAT Series

Housing:

pressed steel, zinc plated, double ball bearing swivel head, with and without total brake, medium duty version.



Wheel:

high quality polypropylene copolymer wheel centre, TPE tread, with plain bearing, impact proof, corrosive resistant.

Art--No.	∅	+	+	+	KG	bearing type
050X018TPNN	50	18	21	8	40	[[[
060X022TPNN	60	22	28	8	50	[[[
075X022TPNN	75	22	28	8	50	[[[
100X022TPNN	100	22	28	8	60	[[[
125X028TPNN	125	28	28	8	65	[[[

Swivel Castor

Art--No.	∅	+	U	U↓	U↑	U	U	U	KG
13028H101-050S018TPNN	50	20	25.5	70	11	--	--	--	40
13028H101-075S022TPNN	75	22	28.5	100	11	--	--	--	50
13028H101-100S022TPNN	100	22	33	122	11	--	--	--	60

Swivel Castor with Total Brake

Art--No.	∅	+	U	U↓	U↑	U	U	U	KG
13428H101-050S018TPNN	50	20	27.5	70	11	--	--	--	40
13428H101-075S022TPNN	75	22	28.5	100	11	--	--	--	50
13428H101-100S022TPNN	100	22	33	122	11	--	--	--	60

Swivel Castor

Art--No.	∅	+	U	U↓	U↑	U	U	U	KG
13028P601-050S018TPNN	50	20	25.5	70	--	60x60	46x46	6	40
13028P601-075S022TPNN	75	22	28.5	100	--	60x60	46x46	6	50
13028P601-100S022TPNN	100	22	33	122	--	60x60	46x46	6	60

Swivel Castor with Total Brake

Art--No.	∅	+	U	U↓	U↑	U	U	U	KG
13428P601-050S018TPNN	50	20	27.5	70	--	60x60	46x46	6	40
13428P601-075S022TPNN	75	22	28.5	100	--	60x60	46x46	6	50
13428P601-100S022TPNN	100	22	33	122	--	60x60	46x46	6	60

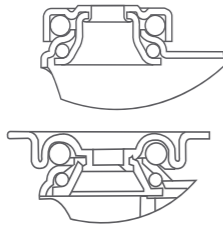
Alternative Fittings:



LAT Series

Housing:

pressed steel, zinc plated, double ball bearing swivel head, with and without total brake, medium duty version.



Wheel:

high quality polypropylene copolymer wheel centre, TPE tread, with plain bearing, impact proof, corrosive resistant.

Swivel Castor

Art-No.	∅	+	U	U↓	U↑	U	U	U	KG
13025H101--050S018TPNN	50	18	24	72	10	--	--	--	40
13025H101--060S022TPNN	60	22	22	82	10	--	--	--	50
13025H101--075S022TPNN	75	22	25	101	10	--	--	--	50
13025H101--100S022TPNN	100	22	32	121	10	--	--	--	60

Swivel Castor with Total Brake

Art-No.	∅	+	U	U↓	U↑	U	U	U	KG
13425H101--050S018TPNN	50	18	26	72	10	--	--	--	40
13425H101--060S022TPNN	60	22	19	82	10	--	--	--	50
13425H101--075S022TPNN	75	22	30	101	10	--	--	--	50
13425H101--100S022TPNN	100	22	30	121	10	--	--	--	60

Swivel Castor

Art-No.	∅	+	U	U↓	U↑	U	U	U	KG
13025P601--050S018TPNN	50	18	24	72	--	60x60	46x46	6	40
13025P601--060S022TPNN	60	22	22	82	--	60x60	46x46	6	50
13025P601--075S022TPNN	75	22	25	101	--	60x60	46x46	6	50
13025P601--100S022TPNN	100	22	32	121	--	60x60	46x46	6	60

Swivel Castor with Total Brake

Art-No.	∅	+	U	U↓	U↑	U	U	U	KG
13425P601--050S018TPNN	50	18	26	72	--	60x60	46x46	6	40
13425P601--060S022TPNN	60	22	19	82	--	60x60	46x46	6	50
13425P601--075S022TPNN	75	22	30	101	--	60x60	46x46	6	50
13425P601--100S022TPNN	100	22	30	121	--	60x60	46x46	6	60

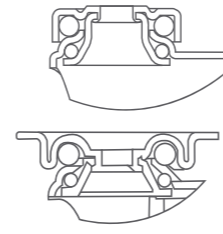
Rigid Castor

Art-No.	∅	+	U	U↓	U↑	U	U	U	KG
10025P601--050S018TPNN	50	18	--	72	--	60x60	46x46	6	40
10025P601--060S022TPNN	60	22	--	82	--	60x60	46x46	6	50
10025P601--075S022TPNN	75	22	--	101	--	60x60	46x46	6	50
10025P601--100S022TPNN	100	22	--	121	--	60x60	46x46	6	60

LAT Series

Housing:

pressed steel, zinc plated, double ball bearing swivel head, with and without total brake, medium duty version.



Wheel:

high quality polypropylene copolymer wheel centre, TPE tread, with plain bearing, impact proof, corrosive resistant.

Swivel Castor

Art-No.	∅	+	U	U↓	U↑	U	U	U	KG
14025H101--075S022TPNN	75	22	28	102.5	10	--	--	--	50
14025H101--100S022TPNN	100	22	31	125	10	--	--	--	60
14025H101--125S028TPNN	125	28	29	156	10	--	--	--	65

Swivel Castor with Total Brake

Art-No.	∅	+	U	U↓	U↑	U	U	U	KG
14425H101--075S022TPNN	75	22	32	102.5	10	--	--	--	50
14425H101--100S022TPNN	100	22	35	125	10	--	--	--	60
14425H101--125S028TPNN	125	28	34	156	10	--	--	--	65

Swivel Castor

Art-No.	∅	+	U	U↓	U↑	U	U	U	KG
14025P601--075S022TPNN	75	22	28	104.5	--	60x60	46x46	6	50
14025P601--100S022TPNN	100	22	31	127	--	60x60	46x46	6	60
14025P601--125S028TPNN	125	28	29	158	--	60x60	46x46	6	65

Swivel Castor with Total Brake

Art-No.	∅	+	U	U↓	U↑	U	U	U	KG
14425P601--075S022TPNN	75	22	32	104.5	--	60x60	46x46	6	50
14425P601--100S022TPNN	100	22	35	127	--	60x60	46x46	6	60
14425P601--125S028TPNN	125	28	34	158	--	60x60	46x46	6	65

Alternative Fittings:



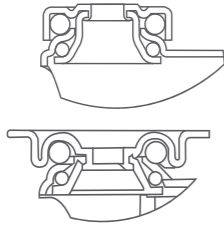
FURNITURE / CHAIR / APPARATUS / SHOPPING TROLLEY / MEDICAL / INDUSTRIAL / HEAVY DUTY

FURNITURE / CHAIR / APPARATUS / SHOPPING TROLLEY / MEDICAL / INDUSTRIAL / HEAVY DUTY

LATB Series

Housing:

pressed steel, zinc plated, double ball bearing swivel head, with and without total brake, medium duty version.



Wheel:

high quality polypropylene copolymer wheel centre, TPE tread, with precision ball bearing, plastic threadguards, low rolling resistance, impact proof and corrosive resistant.

Art.-No.	∅	+	-	+	KG	bearing type
050X018TPBP	50	18	23	6	40	
060X024TPBP	60	24	30	6	50	
075X024TPBP	75	24	30	6	50	
100X024TPBP	100	24	30	6	60	

Swivel Castor

Art.-No.	∅	+	U	U	U	U	U	U	KG
13028H101-050S018TPBP	50	18	25.5	70	11	--	--	--	40
13028H101-075S024TPBP	75	24	28.5	100	11	--	--	--	50
13028H101-100S024TPBP	100	24	33	122	11	--	--	--	60

Swivel Castor with Total Brake

Art.-No.	∅	+	U	U	U	U	U	U	KG
13428H101-050S018TPBP	50	18	27.5	70	11	--	--	--	40
13428H101-075S024TPBP	75	24	28.5	100	11	--	--	--	50
13428H101-100S024TPBP	100	24	33	122	11	--	--	--	60

Swivel Castor

Art.-No.	∅	+	U	U	U	U	U	U	KG
13028P601-050S018TPBP	50	18	25.5	70	--	60x60	46x46	6	40
13028P601-075S024TPBP	75	24	28.5	100	--	60x60	46x46	6	50
13028P601-100S024TPBP	100	24	33	122	--	60x60	46x46	6	60

Swivel Castor with Total Brake

Art.-No.	∅	+	U	U	U	U	U	U	KG
13428P601-050S018TPBP	50	18	27.5	70	--	60x60	46x46	6	40
13428P601-075S024TPBP	75	24	28.5	100	--	60x60	46x46	6	50
13428P601-100S024TPBP	100	24	33	122	--	60x60	46x46	6	60

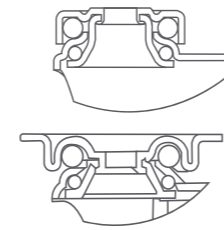
Alternative Fittings:



LATB Series

Housing:

pressed steel, zinc plated, double ball bearing swivel head, with and without total brake, medium duty version.



Wheel:

high quality polypropylene copolymer wheel centre, TPE tread, with precision ball bearing, plastic threadguards, low rolling resistance, impact proof and corrosive resistant.

Swivel Castor

Art.-No.	∅	+	U	U	U	U	U	U	KG
13025H101--050S018TPBP	50	18	24	72	10	--	--	--	40
13025H101--060S024TPBP	60	24	22	82	10	--	--	--	50
13025H101--075S024TPBP	75	24	25	101	10	--	--	--	50
13025H101--100S024TPBP	100	24	32	121	10	--	--	--	60

Swivel Castor with Total Brake

Art.-No.	∅	+	U	U	U	U	U	U	KG
13425H101--050S018TPBP	50	18	26	72	10	--	--	--	40
13425H101--060S024TPBP	60	24	19	82	10	--	--	--	50
13425H101--075S024TPBP	75	24	30	101	10	--	--	--	50
13425H101--100S024TPBP	100	24	30	121	10	--	--	--	60

Swivel Castor

Art.-No.	∅	+	U	U	U	U	U	U	KG
13025P601--050S018TPBP	50	18	24	72	--	60x60	46x46	6	40
13025P601--060S024TPBP	60	24	22	82	--	60x60	46x46	6	50
13025P601--075S024TPBP	75	24	25	101	--	60x60	46x46	6	50
13025P601--100S024TPBP	100	24	32	121	--	60x60	46x46	6	60

Swivel Castor with Total Brake

Art.-No.	∅	+	U	U	U	U	U	U	KG
13425P601--050S018TPBP	50	18	26	72	--	60x60	46x46	6	40
13425P601--060S024TPBP	60	24	19	82	--	60x60	46x46	6	50
13425P601--075S024TPBP	75	24	30	101	--	60x60	46x46	6	50
13425P601--100S024TPBP	100	24	30	121	--	60x60	46x46	6	60

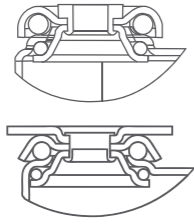
Rigid Castor

Art.-No.	∅	+	U	U	U	U	U	U	KG
10025P601--050S018TPBP	50	18	--	72	--	60x60	46x46	6	40
10025P601--060S024TPBP	60	24	--	82	--	60x60	46x46	6	50
10025P601--075S024TPBP	75	24	--	101	--	60x60	46x46	6	50
10025P601--100S024TPBP	100	24	--	121	--	60x60	46x46	6	60

LATB Series

Housing:

pressed steel, zinc plated, double ball bearing swivel head, with and without total brake, medium duty version.



Wheel:

high quality polypropylene copolymer wheel centre, TPE tread, with precision ball bearing, plastic threadguards, low rolling resistance, impact proof and corrosive resistant.

Swivel Castor

Art--No.	∅	+	↑	↓	↑	↓	↑	↓	KG
14025H101--075S024TPBP	75	24	28	102.5	10	--	--	--	50
14025H101--100S024TPBP	100	24	31	125	10	--	--	--	60

Swivel Castor with Total Brake

Art--No.	∅	+	↑	↓	↑	↓	↑	↓	KG
14425H101--075S024TPBP	75	24	32	102.5	10	--	--	--	50
14425H101--100S024TPBP	100	24	35	125	10	--	--	--	60

Swivel Castor

Art--No.	∅	+	↑	↓	↑	↓	↑	↓	KG
14025P601--075S024TPBP	75	24	28	104.5	-	60x60	46x46	6	50
14025P601--100S024TPBP	100	24	31	127	-	60x60	46x46	6	60

Swivel Castor with Total Brake

Art--No.	∅	+	↑	↓	↑	↓	↑	↓	KG
14425P601--075S024TPBP	75	24	32	104.5	-	60x60	46x46	6	50
14425P601--100S024TPBP	100	24	35	127	-	60x60	46x46	6	60

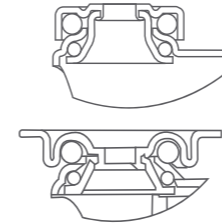
Alternative Fittings:



LAU Series

Housing:

pressed steel, zinc plated, double ball bearing swivel head, with and without total brake, medium duty version.



Wheel:

high quality polyamide wheel centre, non-marking polyurethane tread, with plain bearing, high abrasion resistance, impact proof and corrosive resistant.

Art--No.	∅	+	↑	↓	↑	↓	↑	↓	KG	bearing type	
050X018UANN	50	18	21	8	40						[[[
075X025UANN	75	25	28	8	50						[[[
100X025UANN	100	25	28	8	60						[[[

Swivel Castor

Art--No.	∅	+	↑	↓	↑	↓	↑	↓	KG
13028H101-050S018UANN	50	18	25.5	70	11	--	--	--	40
13028H101-075S025UANN	75	25	28.5	100	11	--	--	--	50
13028H101-100S025UANN	100	25	33	122	11	--	--	--	60

Swivel Castor with Total Brake

Art--No.	∅	+	↑	↓	↑	↓	↑	↓	KG
13428H101-050S018UANN	50	18	27.5	70	11	--	--	--	40
13428H101-075S025UANN	75	25	28.5	100	11	--	--	--	50
13428H101-100S025UANN	100	25	33	122	11	--	--	--	60

Swivel Castor

Art--No.	∅	+	↑	↓	↑	↓	↑	↓	KG
13028P601-050S018UANN	50	18	25.5	70	--	60x60	46x46	6	40
13028P601-075S025UANN	75	25	28.5	100	--	60x60	46x46	6	50
13028P601-100S025UANN	100	25	33	122	--	60x60	46x46	6	60

Swivel Castor with Total Brake

Art--No.	∅	+	↑	↓	↑	↓	↑	↓	KG
13428P601-050S018UANN	50	18	27.5	70	--	60x60	46x46	6	40
13428P601-075S025UANN	75	25	28.5	100	--	60x60	46x46	6	50
13428P601-100S025UANN	100	25	33	122	--	60x60	46x46	6	60

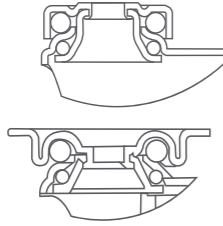
Alternative Fittings:



LAU Series

Housing:

pressed steel, zinc plated, double ball bearing swivel head, with and without total brake, medium duty version.



Wheel:

high quality polyamide wheel centre, non-marking polyurethane tread, with plain bearing, high abrasion resistance, impact proof and corrosive resistant.

Swivel Castor

Art-No.	∅	+	U	U	U	U	U	U	KG
13025H101--050S018UANN	50	18	24	72	10	--	--	--	40
13025H101--075S025UANN	75	25	25	101	10	--	--	--	50
13025H101--100S025UANN	100	25	32	121	10	--	--	--	60

Swivel Castor with Total Brake

Art-No.	∅	+	U	U	U	U	U	U	KG
13425H101--050S018UANN	50	18	26	72	10	--	--	--	40
13425H101--075S025UANN	75	25	30	101	10	--	--	--	50
13425H101--100S025UANN	100	25	30	121	10	--	--	--	60

Swivel Castor

Art-No.	∅	+	U	U	U	U	U	U	KG
13025P601--050S018UANN	50	18	24	72	--	60x60	46x46	6	40
13025P601--075S025UANN	75	25	25	101	--	60x60	46x46	6	50
13025P601--100S025UANN	100	25	32	121	--	60x60	46x46	6	60

Swivel Castor with Total Brake

Art-No.	∅	+	U	U	U	U	U	U	KG
13425P601--050S018UANN	50	18	26	72	--	60x60	46x46	6	40
13425P601--075S025UANN	75	25	30	101	--	60x60	46x46	6	50
13425P601--100S025UANN	100	25	30	121	--	60x60	46x46	6	60

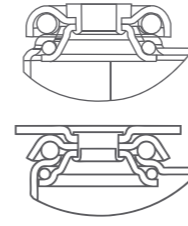
Rigid Castor

Art-No.	∅	+	U	U	U	U	U	U	KG
10025P601--050S018UANN	50	18	--	72	--	60x60	46x46	6	40
10025P601--075S025UANN	75	25	--	101	--	60x60	46x46	6	50
10025P601--100S025UANN	100	25	--	121	--	60x60	46x46	6	60

LAU Series

Housing:

pressed steel, zinc plated, double ball bearing swivel head, with and without total brake, medium duty version.



Wheel:

high quality polyamide wheel centre, non-marking polyurethane tread, with plain bearing, high abrasion resistance, impact proof and corrosive resistant.

Swivel Castor

Art-No.	∅	+	U	U	U	U	U	U	KG
14025H101--075S025UANN	75	25	28	102.5	10	--	--	--	50
14025H101--100S025UANN	100	25	31	125	10	--	--	--	60

Swivel Castor with Total Brake

Art-No.	∅	+	U	U	U	U	U	U	KG
14425H101--075S025UANN	75	25	32	102.5	10	--	--	--	50
14425H101--100S025UANN	100	25	35	125	10	--	--	--	60

Swivel Castor

Art-No.	∅	+	U	U	U	U	U	U	KG
14025P601--075S025UANN	75	25	28	104.5	-	60x60	46x46	6	50
14025P601--100S025UANN	100	25	31	127	-	60x60	46x46	6	60

Swivel Castor with Total Brake

Art-No.	∅	+	U	U	U	U	U	U	KG
14425P601--075S025UANN	75	25	32	104.5	-	60x60	46x46	6	50
14425P601--100S025UANN	100	25	35	127	-	60x60	46x46	6	60

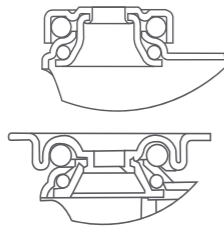
Alternative Fittings:



LAK Series

Housing:

pressed steel, zinc plated, double ball bearing swivel head, with and without total brake, medium duty version.



Wheel:

high transparent polyurethane, UV resistant, with precision ball bearing, high abrasion resistance, low rolling resistance, impact proof and corrosive resistant.

Art.-No.	∅	18	23	8	KG	bearing type
050X018YKCN	50	18	23	8	40	1111
075X024YKCN	75	24	29	8	50	1111
100X024YKCN	100	24	29	8	60	1111

Swivel Castor

Art.-No.	∅	18	25.5	70	11	--	--	--	KG
13028H101-050S018YKCN	50	18	25.5	70	11	--	--	--	40
13028H101-075S024YKCN	75	24	28.5	100	11	--	--	--	50
13028H101-100S024YKCN	100	24	33	122	11	--	--	--	60

Swivel Castor with Total Brake

Art.-No.	∅	18	27.5	70	11	--	--	--	KG
13428H101-050S018YKCN	50	18	27.5	70	11	--	--	--	40
13428H101-075S024YKCN	75	24	28.5	100	11	--	--	--	50
13428H101-100S024YKCN	100	24	33	122	11	--	--	--	60

Swivel Castor

Art.-No.	∅	18	25.5	70	--	60x60	46x46	6	KG
13028P601-050S018YKCN	50	18	25.5	70	--	60x60	46x46	6	40
13028P601-075S024YKCN	75	24	28.5	100	--	60x60	46x46	6	50
13028P601-100S024YKCN	100	24	33	122	--	60x60	46x46	6	60

Swivel Castor with Total Brake

Art.-No.	∅	18	27.5	70	--	60x60	46x46	6	KG
13428P601-050S018YKCN	50	18	27.5	70	--	60x60	46x46	6	40
13428P601-075S024YKCN	75	24	28.5	100	--	60x60	46x46	6	50
13428P601-100S024YKCN	100	24	33	122	--	60x60	46x46	6	60

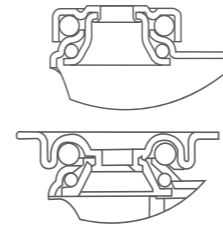
Alternative Fittings:



BLAA Series

Housing:

pressed steel, non-reflection black coated, double ball bearing swivel head, with and without total brake, medium duty version.



Wheel:

high quality polyamide, with plain bearing, high abrasion resistance, low rolling resistance, impact proof and corrosive resistant.

Swivel Castor

Art.-No.	∅	20	25.5	70	11	--	--	--	KG
13068H101-050S020YANN	50	20	25.5	70	11	--	--	--	40
13068H101-075S022YANN	75	22	28.5	100	11	--	--	--	50
13068H101-100S024YANN	100	24	33	122	11	--	--	--	60

Swivel Castor with Total Brake

Art.-No.	∅	20	27.5	70	11	--	--	--	KG
13468H101-050S020YANN	50	20	27.5	70	11	--	--	--	40
13468H101-075S022YANN	75	22	28.5	100	11	--	--	--	50
13468H101-100S024YANN	100	24	33	122	11	--	--	--	60

Swivel Castor

Art.-No.	∅	20	25.5	70	--	60x60	46x46	6	KG
13068P601-050S020YANN	50	20	25.5	70	--	60x60	46x46	6	40
13068P601-075S022YANN	75	22	28.5	100	--	60x60	46x46	6	50
13068P601-100S024YANN	100	24	33	122	--	60x60	46x46	6	60

Swivel Castor with Total Brake

Art.-No.	∅	20	27.5	70	--	60x60	46x46	6	KG
13468P601-050S020YANN	50	20	27.5	70	--	60x60	46x46	6	40
13468P601-075S022YANN	75	22	28.5	100	--	60x60	46x46	6	50
13468P601-100S024YANN	100	24	33	122	--	60x60	46x46	6	60

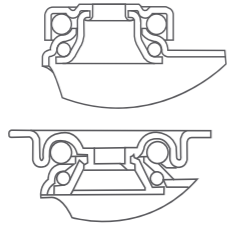
Alternative Fittings:



BLAR Series

Housing:

pressed steel, **non-reflection black coated**, double ball bearing swivel head, with and without total brake, medium duty version.



Wheel:

high quality polyamide wheel centre, solid non-marking rubber tread, with plain bearing, impact proof, corrosive resistant.

Swivel Castor

Art--No.	∅	+	U	U	U	U	U	U	KG
13068H101-050S018RANN	50	18	25.5	70	11	--	--	--	40
13068H101-075S024RANN	75	24	28.5	100	11	--	--	--	50
13068H101-100S024RANN	100	24	33	122	11	--	--	--	60

Swivel Castor with Total Brake

Art--No.	∅	+	U	U	U	U	U	U	KG
13468H101-050S018RANN	50	18	27.5	70	11	--	--	--	40
13468H101-075S024RANN	75	24	28.5	100	11	--	--	--	50
13468H101-100S024RANN	100	24	33	122	11	--	--	--	60

Swivel Castor

Art--No.	∅	+	U	U	U	U	U	U	KG
13068P601-050S018RANN	50	18	25.5	70	--	60x60	46x46	6	40
13068P601-075S024RANN	75	24	28.5	100	--	60x60	46x46	6	50
13068P601-100S024RANN	100	24	33	122	--	60x60	46x46	6	60

Swivel Castor with Total Brake

Art--No.	∅	+	U	U	U	U	U	U	KG
13468P601-050S018RANN	50	18	27.5	70	--	60x60	46x46	6	40
13468P601-075S024RANN	75	24	28.5	100	--	60x60	46x46	6	50
13468P601-100S024RANN	100	24	33	122	--	60x60	46x46	6	60

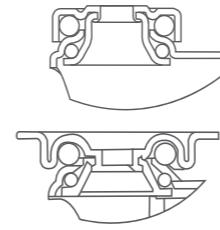
Alternative Fittings:



BLAT Series

Housing:

pressed steel, **non-reflection black coated**, double ball bearing swivel head, with and without total brake, medium duty version.



Wheel:

high quality polypropylene copolymer wheel centre, TPE tread, with plain bearing, impact proof, corrosive resistant.

Swivel Castor

Art--No.	∅	+	U	U	U	U	U	U	KG
13068H101-050S018TPNN	50	18	25.5	70	11	--	--	--	40
13068H101-075S022TPNN	75	22	28.5	100	11	--	--	--	50
13068H101-100S022TPNN	100	22	33	122	11	--	--	--	60

Swivel Castor with Total Brake

Art--No.	∅	+	U	U	U	U	U	U	KG
13468H101-050S018TPNN	50	18	27.5	70	11	--	--	--	40
13468H101-075S022TPNN	75	22	28.5	100	11	--	--	--	50
13468H101-100S022TPNN	100	22	33	122	11	--	--	--	60

Swivel Castor

Art--No.	∅	+	U	U	U	U	U	U	KG
13068P601-050S018TPNN	50	18	25.5	70	--	60x60	46x46	6	40
13068P601-075S022TPNN	75	22	28.5	100	--	60x60	46x46	6	50
13068P601-100S022TPNN	100	22	33	122	--	60x60	46x46	6	60

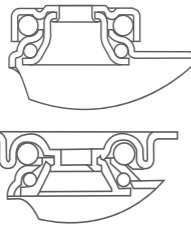
Swivel Castor with Total Brake

Art--No.	∅	+	U	U	U	U	U	U	KG
13468P601-050S018TPNN	50	18	27.5	70	--	60x60	46x46	6	40
13468P601-075S022TPNN	75	22	28.5	100	--	60x60	46x46	6	50
13468P601-100S022TPNN	100	22	33	122	--	60x60	46x46	6	60

Alternative Fittings:



BLATB Series Housing:



pressed steel, non-reflection black coated, double ball bearing swivel head, with and without total brake, medium duty version.

Wheel:

high quality polypropylene copolymer wheel centre, TPE tread, with precision ball bearing, plastic threadguards, low rolling resistance, impact proof and corrosive resistant.

Swivel Castor

Art--No.	∅	+	U	U	U	U	U	U	KG
13068H101-050S018TPBP	50	18	25.5	70	11	--	--	--	40
13068H101-075S024TPBP	75	24	28.5	100	11	--	--	--	50
13068H101-100S024TPBP	100	24	33	122	11	--	--	--	60

Swivel Castor with Total Brake

Art--No.	∅	+	U	U	U	U	U	U	KG
13468H101-050S018TPBP	50	18	27.5	70	11	--	--	--	40
13468H101-075S024TPBP	75	24	28.5	100	11	--	--	--	50
13468H101-100S024TPBP	100	24	33	122	11	--	--	--	60

Swivel Castor

Art--No.	∅	+	U	U	U	U	U	U	KG
13068P601-050S018TPBP	50	18	25.5	70	--	60x60	46x46	6	40
13068P601-075S024TPBP	75	24	28.5	100	--	60x60	46x46	6	50
13068P601-100S024TPBP	100	24	33	122	--	60x60	46x46	6	60

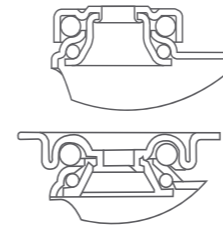
Swivel Castor with Total Brake

Art--No.	∅	+	U	U	U	U	U	U	KG
13468P601-050S018TPBP	50	18	27.5	70	--	60x60	46x46	6	40
13468P601-075S024TPBP	75	24	28.5	100	--	60x60	46x46	6	50
13468P601-100S024TPBP	100	24	33	122	--	60x60	46x46	6	60

Alternative Fittings:



BLAU Series Housing:



pressed steel, non-reflection black coated, double ball bearing swivel head, with and without total brake, medium duty version.

Wheel:

high quality polyamide wheel centre, non-marking polyurethane tread, with plain bearing, high abrasion resistance, impact proof and corrosive resistant.

Swivel Castor

Art--No.	∅	+	U	U	U	U	U	U	KG
13068H101-050S018UANN	50	18	25.5	70	11	--	--	--	40
13068H101-075S025UANN	75	25	28.5	100	11	--	--	--	50
13068H101-100S025UANN	100	25	33	122	11	--	--	--	60

Swivel Castor with Total Brake

Art--No.	∅	+	U	U	U	U	U	U	KG
13468H101-050S018UANN	50	18	27.5	70	11	--	--	--	40
13468H101-075S025UANN	75	25	28.5	100	11	--	--	--	50
13468H101-100S025UANN	100	25	33	122	11	--	--	--	60

Swivel Castor

Art--No.	∅	+	U	U	U	U	U	U	KG
13068P601-050S018UANN	50	18	25.5	70	--	60x60	46x46	6	40
13068P601-075S025UANN	75	25	28.5	100	--	60x60	46x46	6	50
13068P601-100S025UANN	100	25	33	122	--	60x60	46x46	6	60

Swivel Castor with Total Brake

Art--No.	∅	+	U	U	U	U	U	U	KG
13468P601-050S018UANN	50	18	27.5	70	--	60x60	46x46	6	40
13468P601-075S025UANN	75	25	28.5	100	--	60x60	46x46	6	50
13468P601-100S025UANN	100	25	33	122	--	60x60	46x46	6	60

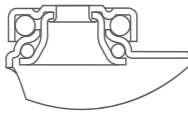
Alternative Fittings:



BLAK Series

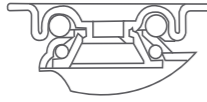
Housing:

pressed steel, **non-reflection black coated**, double ball bearing swivel head, with and without total brake, medium duty version.



Wheel:

high transparent polyurethane, UV resistant, with precision ball bearing, high abrasion resistance, low rolling resistance, impact proof and corrosive resistant.



Swivel Castor

Art--No.	∅	+	U	U	U	U	U	U	KG
13068H101-050S018YKNN	50	18	25.5	70	11	--	--	--	40
13068H101-075S024YKCN	75	24	28.5	100	11	--	--	--	50
13068H101-100S024YKCN	100	24	33	122	11	--	--	--	60

Swivel Castor with Total Brake

Art--No.	∅	+	U	U	U	U	U	U	KG
13468H101-050S018YKNN	50	18	27.5	70	11	--	--	--	40
13468H101-075S024YKCN	75	24	28.5	100	11	--	--	--	50
13468H101-100S024YKCN	100	24	33	122	11	--	--	--	60

Swivel Castor

Art--No.	∅	+	U	U	U	U	U	U	KG
13068P601-050S018YKNN	50	18	25.5	70	--	60x60	46x46	6	40
13068P601-075S024YKCN	75	24	28.5	100	--	60x60	46x46	6	50
13068P601-100S024YKCN	100	24	33	122	--	60x60	46x46	6	60

Swivel Castor with Total Brake

Art--No.	∅	+	U	U	U	U	U	U	KG
13468P601-050S018YKNN	50	18	27.5	70	--	60x60	46x46	6	40
13468P601-075S024YKCN	75	24	28.5	100	--	60x60	46x46	6	50
13468P601-100S024YKCN	100	24	33	122	--	60x60	46x46	6	60

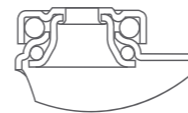
Alternative Fittings:



WLAA Series

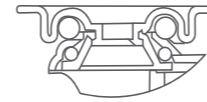
Housing:

pressed steel, **white coated**, double ball bearing swivel head, with and without total brake, medium duty version.



Wheel:

high quality polyamide, with plain bearing, high abrasion resistance, low rolling resistance, impact proof and corrosive resistant.



Swivel Castor

Art--No.	∅	+	U	U	U	U	U	U	KG
13078H101-050S020YANN	50	20	25.5	70	11	--	--	--	40
13078H101-075S022YANN	75	22	28.5	100	11	--	--	--	50
13078H101-100S024YANN	100	24	33	122	11	--	--	--	60

Swivel Castor with Total Brake

Art--No.	∅	+	U	U	U	U	U	U	KG
13478H101-050S020YANN	50	20	27.5	70	11	--	--	--	40
13478H101-075S022YANN	75	22	28.5	100	11	--	--	--	50
13478H101-100S024YANN	100	24	33	122	11	--	--	--	60

Swivel Castor

Art--No.	∅	+	U	U	U	U	U	U	KG
13078P601-050S020YANN	50	20	25.5	70	--	60x60	46x46	6	40
13078P601-075S022YANN	75	22	28.5	100	--	60x60	46x46	6	50
13078P601-100S024YANN	100	24	33	122	--	60x60	46x46	6	60

Swivel Castor with Total Brake

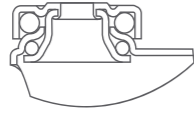
Art--No.	∅	+	U	U	U	U	U	U	KG
13478P601-050S020YANN	50	20	27.5	70	--	60x60	46x46	6	40
13478P601-075S022YANN	75	22	28.5	100	--	60x60	46x46	6	50
13478P601-100S024YANN	100	24	33	122	--	60x60	46x46	6	60

Alternative Fittings:

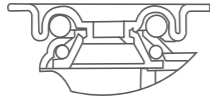


WLAT Series

Housing:



pressed steel, **non-reflection black coated**, double ball bearing swivel head, with and without total brake, medium duty version.



Wheel:

high quality polypropylene copolymer wheel centre, TPE tread, with plain bearing, impact proof, corrosive resistant.

Swivel Castor

Art.-No.	∅	+	U	U	U	U	U	U	KG
13078H101-050S018TPNN	50	18	25.5	70	11	--	--	--	40
13078H101-075S022TPNN	75	22	28.5	100	11	--	--	--	50
13078H101-100S022TPNN	100	22	33	122	11	--	--	--	60

Swivel Castor with Total Brake

Art.-No.	∅	+	U	U	U	U	U	U	KG
13478H101-050S018TPNN	50	18	27.5	70	11	--	--	--	40
13478H101-075S022TPNN	75	22	28.5	100	11	--	--	--	50
13478H101-100S022TPNN	100	22	33	122	11	--	--	--	60

Swivel Castor

Art.-No.	∅	+	U	U	U	U	U	U	KG
13078P601-050S018TPNN	50	18	25.5	70	--	60x60	46x46	6	40
13078P601-075S022TPNN	75	22	28.5	100	--	60x60	46x46	6	50
13078P601-100S022TPNN	100	22	33	122	--	60x60	46x46	6	60

Swivel Castor with Total Brake

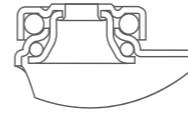
Art.-No.	∅	+	U	U	U	U	U	U	KG
13478P601-050S018TPNN	50	18	27.5	70	--	60x60	46x46	6	40
13478P601-075S022TPNN	75	22	28.5	100	--	60x60	46x46	6	50
13478P601-100S022TPNN	100	22	33	122	--	60x60	46x46	6	60

Alternative Fittings:

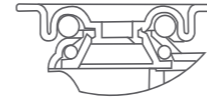


WLAK Series

Housing:



pressed steel, **non-reflection black coated**, double ball bearing swivel head, with and without total brake, medium duty version.



Wheel:

high transparent polyurethane, UV resistant, with precision ball bearing, high abrasion resistance, low rolling resistance, impact proof and corrosive resistant.

Swivel Castor

Art.-No.	∅	+	U	U	U	U	U	U	KG
13078H101-050S018YKNN	50	18	25.5	70	11	--	--	--	40
13078H101-075S024YKCN	75	24	28.5	100	11	--	--	--	50
13078H101-100S024YKCN	100	24	33	122	11	--	--	--	60

Swivel Castor with Total Brake

Art.-No.	∅	+	U	U	U	U	U	U	KG
13478H101-050S018YKNN	50	18	27.5	70	11	--	--	--	40
13478H101-075S024YKCN	75	24	28.5	100	11	--	--	--	50
13478H101-100S024YKCN	100	24	33	122	11	--	--	--	60

Swivel Castor

Art.-No.	∅	+	U	U	U	U	U	U	KG
13078P601-050S018YKNN	50	18	25.5	70	--	60x60	46x46	6	40
13078P601-075S024YKCN	75	24	28.5	100	--	60x60	46x46	6	50
13078P601-100S024YKCN	100	24	33	122	--	60x60	46x46	6	60

Swivel Castor with Total Brake

Art.-No.	∅	+	U	U	U	U	U	U	KG
13478P601-050S018YKNN	50	18	27.5	70	--	60x60	46x46	6	40
13478P601-075S024YKCN	75	24	28.5	100	--	60x60	46x46	6	50
13478P601-100S024YKCN	100	24	33	122	--	60x60	46x46	6	60

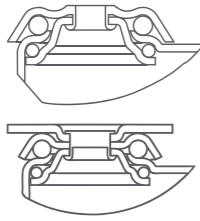
Alternative Fittings:



DAA Series

Housing:

pressed steel, zinc plated, double ball bearing swivel head, with and without total brake (with only wheel brake for castor in size 36mm), double wheel version.



Wheel:

high quality polyamide, with plain bearing, high abrasion resistance, low rolling resistance, impact proof and corrosive resistant.

Art--No.	∅	+	+	+	KG	bearing type
036X015YANN	36	15	22	8	30	II
050X020YANN	50	20	22	8	40	III
075X022YANN	75	22	29	8	50	III

Swivel Castor

Art--No.	∅	+	+	+	+	+	+	+	KG
13029H101--036D015YANN	36	15	30	54	10	--	--	--	50
13029H101--050D020YANN	50	20	25	73	10	--	--	--	60
13029H101--075D022YANN	75	22	35	98.5	10	--	--	--	80

Swivel Castor with Total Brake

Art--No.	∅	+	+	+	+	+	+	+	KG
13329H101--036D015YANN	36	15	24	54	10	--	--	--	50
13429H101--050D020YANN	50	20	26	73	10	--	--	--	60
13429H101--075D022YANN	75	22	32	98.5	10	--	--	--	80

Swivel Castor

Art--No.	∅	+	+	+	+	+	+	+	KG
13029P601--036D015YANN	36	15	30	54	-	60x60	46x46	6	50
13029P601--050D020YANN	50	20	25	73	-	60x60	46x46	6	60
13029P601--075D022YANN	75	22	35	101	-	60x60	46x46	6	80

Swivel Castor with Total Brake

Art--No.	∅	+	+	+	+	+	+	+	KG
13329P601--036D015YANN	36	15	24	54	-	60x60	46x46	6	50
13429P601--050D020YANN	50	20	26	73	-	60x60	46x46	6	60
13429P601--075D022YANN	75	22	32	101	-	60x60	46x46	6	80

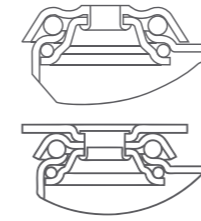
Alternative Fittings:



DAR Series

Housing:

pressed steel, zinc plated, double ball bearing swivel head, with and without total brake, double wheel version.



Wheel:

high quality polyamide wheel centre, solid non-marking grey rubber tread, with plain bearing, impact proof, corrosive resistant.

Art--No.	∅	+	+	+	KG	bearing type
050X018RANN	50	18	21	8	40	III
075X024RANN	75	24	28	8	50	III

Swivel Castor

Art--No.	∅	+	+	+	+	+	+	+	KG
13029H101--050D018RANN	50	18	25	73	10	-	-	-	60
13029H101--075D024RANN	75	24	35	98.5	10	--	--	--	80

Swivel Castor with Total Brake

Art--No.	∅	+	+	+	+	+	+	+	KG
13429H101--050D018RANN	50	18	26	73	10	-	-	-	60
13429H101--075D024RANN	75	24	32	98.5	10	-	-	--	80

Swivel Castor

Art--No.	∅	+	+	+	+	+	+	+	KG
13029P601--050D018RANN	50	18	25	73	-	60x60	46x46	6	60
13029P601--075D024RANN	75	24	35	101	-	60x60	46x46	6	80

Swivel Castor with Total Brake

Art--No.	∅	+	+	+	+	+	+	+	KG
13429P601--050D018RANN	50	18	26	73	-	60x60	46x46	6	60
13429P601--075D024RANN	75	24	32	101	--	60x60	46x46	6	80

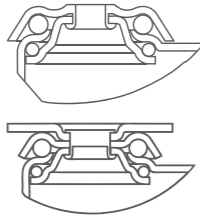
Alternative Fittings:



DARB Series

Housing:

pressed steel, zinc plated, double ball bearing swivel head, with and without total brake, double wheel version.



Wheel:

high quality polypropylene copolymer wheel centre, solid non-marking rubber grey tread, with flange bearing, low rolling resistance, impact proof and corrosive resistant.



Art.-No.	∅	+	-	+	KG	bearing type
050X018RPCN	50	18	23	6	40	
075X022RPCN	75	22	30	6	50	

Swivel Castor

Art.-No.	∅	+	U	U	U	U	U	U	KG
13029H101-050D018RPCN	50	18	25	73	10	-	-	-	60
13029H101-075D022RPCN	75	22	35	98.5	10	--	--	--	80

Swivel Castor with Total Brake

Art.-No.	∅	+	U	U	U	U	U	U	KG
13429H101-050D018RPCN	50	18	26	73	10	-	-	-	60
13429H101-075D022RPCN	75	22	32	98.5	10	--	--	--	80

Swivel Castor

Art.-No.	∅	+	U	U	U	U	U	U	KG
13029P601-050D018RPCN	50	18	25	73	-	60x60	46x46	6	60
13029P601-075D022RPCN	75	22	35	101	--	60x60	46x46	6	80

Swivel Castor with Total Brake

Art.-No.	∅	+	U	U	U	U	U	U	KG
13429P601-050D018RPCN	50	18	26	73	-	60x60	46x46	6	60
13429P601-075D022RPCN	75	22	32	101	--	60x60	46x46	6	80

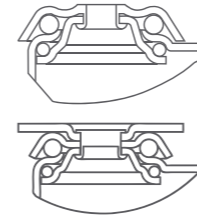
Alternative Fittings:



DAT Series

Housing:

pressed steel, zinc plated, double ball bearing swivel head, with and without total brake, double wheel version.



Wheel:

high quality polypropylene copolymer wheel centre, TPE tread, with plain bearing, impact proof, corrosive resistant.

Art.-No.	∅	+	-	+	KG	bearing type
050X018TPNN	50	18	21	8	40	
075X022TPNN	75	22	28	8	50	

Swivel Castor

Art.-No.	∅	+	U	U	U	U	U	U	KG
13029H101-050D018TPNN	50	18	25	73	10	-	-	-	60
13029H101-075D022TPNN	75	22	35	98.5	10	--	--	--	80

Swivel Castor with Total Brake

Art.-No.	∅	+	U	U	U	U	U	U	KG
13429H101-050D018TPNN	50	18	26	73	10	-	-	-	60
13429H101-075D022TPNN	75	22	32	98.5	10	--	--	--	80

Swivel Castor

Art.-No.	∅	+	U	U	U	U	U	U	KG
13029P601-050D018TPNN	50	18	25	73	-	60x60	46x46	6	60
13029P601-075D022TPNN	75	22	35	101	--	60x60	46x46	6	80

Swivel Castor with Total Brake

Art.-No.	∅	+	U	U	U	U	U	U	KG
13429P601-050D018TPNN	50	18	26	73	-	60x60	46x46	6	60
13429P601-075D022TPNN	75	22	32	101	--	60x60	46x46	6	80

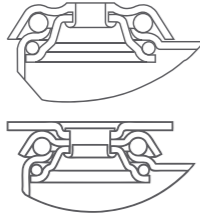
Alternative Fittings:



DATB Series

Housing:

pressed steel, zinc plated, double ball bearing swivel head, with and without total brake, double wheel version.



Wheel:

high quality polypropylene copolymer wheel centre, TPE tread, with precision ball bearing, plastic threadguards, low rolling resistance, impact proof and corrosive resistant.

Art--No.	∅	+	+	+	KG	bearing type
050X018TPBP	50	18	23	6	40	
075X024TPBP	75	24	30	6	50	

Swivel Castor

Art--No.	∅	+	+	+	+	+	+	+	KG
13029H101--050D018TPBP	50	18	25	73	10	-	-	-	60
13029H101--075D024TPBP	75	24	35	98.5	10	--	--	--	80

Swivel Castor with Total Brake

Art--No.	∅	+	+	+	+	+	+	+	KG
13429H101--050D018TPBP	50	18	26	73	10	-	-	-	60
13429H101--075D024TPBP	75	24	32	98.5	10	--	--	--	80

Swivel Castor

Art--No.	∅	+	+	+	+	+	+	+	KG
13029P601--050D018TPBP	50	18	25	73	-	60x60	46x46	6	60
13029P601--075D024TPBP	75	24	35	101	--	60x60	46x46	6	80

Swivel Castor with Total Brake

Art--No.	∅	+	+	+	+	+	+	+	KG
13429P601--050D018TPBP	50	18	26	73	-	60x60	46x46	6	60
13429P601--075D024TPBP	75	24	32	101	--	60x60	46x46	6	80

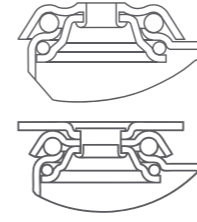
Alternative Fittings:



DAU Series

Housing:

pressed steel, zinc plated, double ball bearing swivel head, with and without total brake, double wheel version.



Wheel:

high quality polyamide wheel centre, non-marking polyurethane tread, with plain bearing, high abrasion resistance, impact proof and corrosive resistant.

Art--No.	∅	+	+	+	KG	bearing type
050X018UANN	50	18	21	8	40	
075X025UANN	75	25	29	8	50	

Swivel Castor

Art--No.	∅	+	+	+	+	+	+	+	KG
13029H101--050D018UANN	50	18	25	73	10	-	-	-	60
13029H101--075D025UANN	75	25	35	98.5	10	--	--	--	80

Swivel Castor with Total Brake

Art--No.	∅	+	+	+	+	+	+	+	KG
13429H101--050D018UANN	50	18	26	73	10	-	-	-	60
13429H101--075D025UANN	75	25	32	98.5	10	--	--	--	80

Swivel Castor

Art--No.	∅	+	+	+	+	+	+	+	KG
13029P601--050D018UANN	50	18	25	73	-	60x60	46x46	6	60
13029P601--075D025UANN	75	25	35	101	--	60x60	46x46	6	80

Swivel Castor with Total Brake

Art--No.	∅	+	+	+	+	+	+	+	KG
13429P601--050D018UANN	50	18	26	73	-	60x60	46x46	6	60
13429P601--075D025UANN	75	25	32	101	--	60x60	46x46	6	80

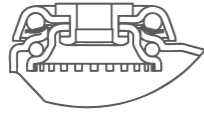
Alternative Fittings:



HAA Series

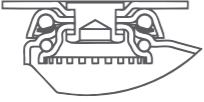
Housing:

pressed steel, zinc plated, double ball bearing swivel head with hardened ball race, with and without total brake, heavy duty version



Wheel:

nature polyamide, with plain bearing, high abrasion resistance, low rolling resistance, impact proof and corrosive resistant.



Art--No.	∅	+	-	+	KG	bearing type
080X032YAPN	80	32	35	8	70	
100X032YAPN	100	32	35	8	80	
125X032YAPN	125	32	35	8	100	
150X032YAPN	150	32	35	8	110	

Swivel Castor

Art--No.	∅	+	U	U	U	U	U	U	KG
24025H101--080S032YAPN	80	32	34	111	10	--	--	--	70
24025H101--100S032YAPN	100	32	38	135	10	--	--	--	80
24025H101--125S032YAPN	125	32	41.5	160	10	--	--	--	100
24025H101--150S032YAPN	150	32	43	184	10	--	--	--	110

Swivel Castor with Total Brake

Art--No.	∅	+	U	U	U	U	U	U	KG
24425H101--080S032YAPN	80	32	34	111	10	--	--	--	70
24425H101--100S032YAPN	100	32	40	135	10	--	--	--	80
24425H101--125S032YAPN	125	32	37	160	10	--	--	--	100
24425H101--150S032YAPN	150	32	32	184	10	--	--	--	110

Swivel Castor

Art--No.	∅	+	U	U	U	U	U	U	KG
24025P671--080S032YAPN	80	32	34	111	--	77x67	$\frac{61.5}{56} \times \frac{51.5}{46.5}$	8.5	70
24025P671--100S032YAPN	100	32	38	135	--	77x67	$\frac{61.5}{56} \times \frac{51.5}{46.5}$	8.5	80
24025P671--125S032YAPN	125	32	41.5	160	--	77x67	$\frac{61.5}{56} \times \frac{51.5}{46.5}$	8.5	100
24025P671--150S032YAPN	150	32	43	184	--	77x67	$\frac{61.5}{56} \times \frac{51.5}{46.5}$	8.5	110

Swivel Castor with Total Brake

Art--No.	∅	+	U	U	U	U	U	U	KG
24425P671--080S032YAPN	80	32	34	111	--	77x67	$\frac{61.5}{56} \times \frac{51.5}{46.5}$	8.5	70
24425P671--100S032YAPN	100	32	40	135	--	77x67	$\frac{61.5}{56} \times \frac{51.5}{46.5}$	8.5	80
24425P671--125S032YAPN	125	32	37	160	--	77x67	$\frac{61.5}{56} \times \frac{51.5}{46.5}$	8.5	100
24425P671--150S032YAPN	150	32	32	184	--	77x67	$\frac{61.5}{56} \times \frac{51.5}{46.5}$	8.5	110

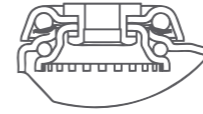
Rigid Castor

Art--No.	∅	+	U	U	U	U	U	U	KG
20025P671--080S032YAPN	80	32	--	112	--	77x67	$\frac{61.5}{56} \times \frac{51.5}{46.5}$	8.5	70
20025P671--100S032YAPN	100	32	--	137	--	77x67	$\frac{61.5}{56} \times \frac{51.5}{46.5}$	8.5	80
20025P671--125S032YAPN	125	32	--	161.5	--	77x67	$\frac{61.5}{56} \times \frac{51.5}{46.5}$	8.5	100
20025P671--150S032YAPN	150	32	--	187.5	--	77x67	$\frac{61.5}{56} \times \frac{51.5}{46.5}$	8.5	110

HAE Series

Housing:

pressed steel, zinc plated, double ball bearing swivel head with hardened ball race, with and without total brake, heavy duty version.



Wheel:

high quality polyamide wheel centre, super elastic rubber tread, with roller bearing, low rolling resistance, impact proof and corrosive resistant.



Art--No.	∅	+	-	+	KG	bearing type
080X032EARN	80	32	35	8	70	
100X032EARN	100	32	35	8	80	
125X032EARN	125	32	35	8	100	
150X032EARN	150	32	35	8	110	

Swivel Castor

Art--No.	∅	+	U	U	U	U	U	U	KG
24025H101--080S032EARN	80	32	34	111	10	--	--	-	70
24025H101--100S032EARN	100	32	38	135	10	--	--	-	80
24025H101--125S032EARN	125	32	41.5	160	10	--	--	-	100
24025H101--150S032EARN	150	32	43	184	10	--	--	-	110

Swivel Castor with Total Brake

Art--No.	∅	+	U	U	U	U	U	U	KG
24425H101--080S032EARN	80	32	34	111	10	--	--	--	70
24425H101--100S032EARN	100	32	40	135	10	--	--	--	80
24425H101--125S032EARN	125	32	37	160	10	--	--	--	100
24425H101--150S032EARN	150	32	32	184	10	--	--	--	110

Swivel Castor

Art--No.	∅	+	U	U	U	U	U	U	KG
24025P671--080S032EARN	80	32	34	111	--	77x67	$\frac{61.5}{56} \times \frac{51.5}{46.5}$	8.5	70
24025P671--100S032EARN	100	32	38	135	--	77x67	$\frac{61.5}{56} \times \frac{51.5}{46.5}$	8.5	80
24025P671--125S032EARN	125	32	41.5	160	--	77x67	$\frac{61.5}{56} \times \frac{51.5}{46.5}$	8.5	100
24025P671--150S032EARN	150	32	43	184	--	77x67	$\frac{61.5}{56} \times \frac{51.5}{46.5}$	8.5	110

Swivel Castor with Total Brake

Art--No.	∅	+	U	U	U	U	U	U	KG
24425P671--080S032EARN	80	32	34	111	--	77x67	$\frac{61.5}{56} \times \frac{51.5}{46.5}$	8.5	70
24425P671--100S032EARN	100	32	40	135	--	77x67	$\frac{61.5}{56} \times \frac{51.5}{46.5}$	8.5	80
24425P671--125S032EARN	125	32	37	160	--	77x67	$\frac{61.5}{56} \times \frac{51.5}{46.5}$	8.5	100
24425P671--150S032EARN	150	32	32	184	--	77x67	$\frac{61.5}{56} \times \frac{51.5}{46.5}$	8.5	110

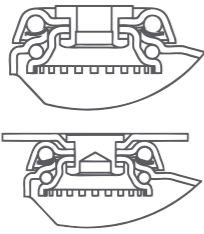
Rigid Castor

Art--No.	∅	+	U	U	U	U	U	U	KG
20025P671--080S032EARN	80	32	-	112	--	77x67	$\frac{61.5}{56} \times \frac{51.5}{46.5}$	8.5	70
20025P671--100S032EARN	100	32	-	137	--	77x67	$\frac{61.5}{56} \times \frac{51.5}{46.5}$	8.5	80
20025P671--125S032EARN	125	32	-	161.5	--	77x67	$\frac{61.5}{56} \times \frac{51.5}{46.5}$	8.5	100
20025P671--150S032EARN	150	32	-	187.5	--	77x67	$\frac{61.5}{56} \times \frac{51.5}{46.5}$	8.5	110

FURNITURE / CHAIR / APPARATUS / SHOPPING TROLLEY / MEDICAL / INDUSTRIAL / HEAVY DUTY

FURNITURE / CHAIR / APPARATUS / SHOPPING TROLLEY / MEDICAL / INDUSTRIAL / HEAVY DUTY

HAT Series



Housing:

pressed steel, zinc plated, double ball bearing swivel head with hardened ball race, with and without total brake, heavy duty version.

Wheel:

high quality polypropylene copolymer wheel centre, TPE tread, with plain bearing, impact proof, corrosive resistant.

Art--No.	∅	+	-	⊖	KG	bearing type
080X028TPPN	80	28	35	8	70	
100X030TPPN	100	30	35	8	80	
125X030TPPN	125	30	35	8	100	
150X030TPPN	150	30	35	8	110	

Swivel Castor

Art--No.	∅	+	U	U↓	U↑	U	U	U	KG
24025H101--080S028TPPN	80	28	34	111	10	--	--	--	70
24025H101--100S030TPPN	100	30	38	135	10	--	--	--	80
24025H101--125S030TPPN	125	30	41.5	160	10	--	--	--	100
24025H101--150S030TPPN	150	30	43	184	10	--	--	--	110

Swivel Castor with Total Brake

Art--No.	∅	+	U	U↓	U↑	U	U	U	KG
24425H101--080S028TPPN	80	28	34	111	10	--	--	--	70
24425H101--100S030TPPN	100	30	40	135	10	--	--	--	80
24425H101--125S030TPPN	125	30	37	160	10	--	--	--	100
24425H101--150S030TPPN	150	30	32	184	10	--	--	--	110

Swivel Castor

Art--No.	∅	+	U	U↓	U↑	U	U	U	KG
24025P671--080S028TPPN	80	28	34	111	--	77x67	61.5 ₅₆ x 51.5 _{46.5}	8.5	70
24025P671--100S030TPPN	100	30	38	135	--	77x67	61.5 ₅₆ x 51.5 _{46.5}	8.5	80
24025P671--125S030TPPN	125	30	41.5	160	--	77x67	61.5 ₅₆ x 51.5 _{46.5}	8.5	100
24025P671--150S030TPPN	150	30	43	184	--	77x67	61.5 ₅₆ x 51.5 _{46.5}	8.5	110

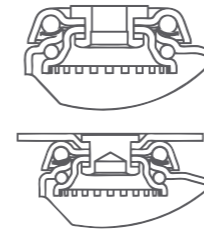
Swivel Castor with Total Brake

Art--No.	∅	+	U	U↓	U↑	U	U	U	KG
24425P671--080S028TPPN	80	28	34	111	--	77x67	61.5 ₅₆ x 51.5 _{46.5}	8.5	70
24425P671--100S030TPPN	100	30	40	135	--	77x67	61.5 ₅₆ x 51.5 _{46.5}	8.5	80
24425P671--125S030TPPN	125	30	37	160	--	77x67	61.5 ₅₆ x 51.5 _{46.5}	8.5	100
24425P671--150S030TPPN	150	30	32	184	--	77x67	61.5 ₅₆ x 51.5 _{46.5}	8.5	110

Rigid Castor

Art--No.	∅	+	U	U↓	U↑	U	U	U	KG
20025P671--080S028TPPN	80	28	--	112	--	77x67	61.5 ₅₆ x 51.5 _{46.5}	8.5	70
20025P671--100S030TPPN	100	30	--	137	--	77x67	61.5 ₅₆ x 51.5 _{46.5}	8.5	80
20025P671--125S030TPPN	125	30	--	161.5	--	77x67	61.5 ₅₆ x 51.5 _{46.5}	8.5	100
20025P671--150S030TPPN	150	30	--	187.5	--	77x67	61.5 ₅₆ x 51.5 _{46.5}	8.5	110

HATB Series



Housing:

pressed steel, zinc plated, double ball bearing swivel head with hardened ball race, with and without total brake, heavy duty version.

Wheel:

high quality polypropylene copolymer wheel centre, TPE tread, with precision ball bearing, plastic threadguards, low rolling resistance, impact proof and corrosive resistant.

Art--No.	∅	+	-	⊖	KG	bearing type
080X032TPBP	80	32	36	8	70	
100X032TPBP	100	32	36	8	80	
125X032TPBP	125	32	36	8	100	
150X032TPBP	150	32	36	8	110	

Swivel Castor

Art--No.	∅	+	U	U↓	U↑	U	U	U	KG
24025H101--080S032TPBP	80	32	34	111	10	--	--	--	70
24025H101--100S032TPBP	100	32	38	135	10	--	--	--	80
24025H101--125S032TPBP	125	32	41.5	160	10	--	--	--	100
24025H101--150S032TPBP	150	32	43	184	10	--	--	--	110

Swivel Castor with Total Brake

Art--No.	∅	+	U	U↓	U↑	U	U	U	KG
24425H101--080S032TPBP	80	32	34	111	10	--	--	--	70
24425H101--100S032TPBP	100	32	40	135	10	--	--	--	80
24425H101--125S032TPBP	125	32	37	160	10	--	--	--	100
24425H101--150S032TPBP	150	32	32	184	10	--	--	--	110

Swivel Castor

Art--No.	∅	+	U	U↓	U↑	U	U	U	KG
24025P671--080S032TPBP	80	32	34	111	--	77x67	61.5 ₅₆ x 51.5 _{46.5}	8.5	70
24025P671--100S032TPBP	100	32	38	135	--	77x67	61.5 ₅₆ x 51.5 _{46.5}	8.5	80
24025P671--125S032TPBP	125	32	41.5	160	--	77x67	61.5 ₅₆ x 51.5 _{46.5}	8.5	100
24025P671--150S032TPBP	150	32	43	184	--	77x67	61.5 ₅₆ x 51.5 _{46.5}	8.5	110

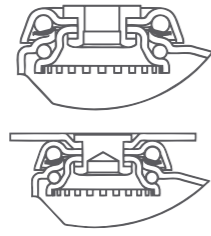
Swivel Castor with Total Brake

Art--No.	∅	+	U	U↓	U↑	U	U	U	KG
24425P671--080S032TPBP	80	32	34	111	--	77x67	61.5 ₅₆ x 51.5 _{46.5}	8.5	70
24425P671--100S032TPBP	100	32	40	135	--	77x67	61.5 ₅₆ x 51.5 _{46.5}	8.5	80
24425P671--125S032TPBP	125	32	37	160	--	77x67	61.5 ₅₆ x 51.5 _{46.5}	8.5	100
24425P671--150S032TPBP	150	32	32	184	--	77x67	61.5 ₅₆ x 51.5 _{46.5}	8.5	110

Rigid Castor

Art--No.	∅	+	U	U↓	U↑	U	U	U	KG
20025P671--080S032TPBP	80	32	--	112	--	77x67	61.5 ₅₆ x 51.5 _{46.5}	8.5	70
20025P671--100S032TPBP	100	32	--	137	--	77x67	61.5 ₅₆ x 51.5 _{46.5}	8.5	80
20025P671--125S032TPBP	125	32	--	161.5	--	77x67	61.5 ₅₆ x 51.5 _{46.5}	8.5	100
20025P671--150S032TPBP	150	32	--	187.5	--	77x67	61.5 ₅₆ x 51.5 _{46.5}	8.5	110

HAUB Series



Housing:

pressed steel, zinc plated, double ball bearing swivel head with hardened ball race, with and without total brake, heavy duty version.

Wheel:

high quality polypropylene copolymer wheel centre, non-marking polyurethane tread, with precision ball bearing, plastic threadguards, high abrasion resistance, low rolling resistance, impact proof and corrosive resistant.

Art-No.	∅	+	-	+	KG	bearing type
080X032UPBP	80	32	36	8	70	8080
100X032UPBP	100	32	36	8	80	8080
125X032UPBP	125	32	36	8	100	8080
150X032UPBP	150	32	36	8	110	8080

Swivel Castor

Art-No.	∅	+	+	+	+	+	+	+	KG
24025H101--080S032UPBP	80	32	34	110	10	--	--	--	70
24025H101--100S032UPBP	100	32	38	135	10	--	--	--	80
24025H101--125S032UPBP	125	32	41.5	160	10	--	--	--	100
24025H101--150S032UPBP	150	32	43	184	10	--	--	--	110

Swivel Castor with Total Brake

Art-No.	∅	+	+	+	+	+	+	+	KG
24425H101--080S032UPBP	80	32	34	111	10	--	--	--	70
24425H101--100S032UPBP	100	32	40	135	10	--	--	--	80
24425H101--125S032UPBP	125	32	37	160	10	--	--	--	100
24425H101--150S032UPBP	150	32	32	184	10	--	--	--	110

Swivel Castor

Art-No.	∅	+	+	+	+	+	+	+	KG
24025P671--080S032UPBP	80	32	34	111	--	77x67	$\frac{61.5}{56} \times \frac{51.5}{46.5}$	8.5	70
24025P671--100S032UPBP	100	32	38	135	--	77x67	$\frac{61.5}{56} \times \frac{51.5}{46.5}$	8.5	80
24025P671--125S032UPBP	125	32	41.5	160	--	77x67	$\frac{61.5}{56} \times \frac{51.5}{46.5}$	8.5	100
24025P671--150S032UPBP	150	32	43	184	--	77x67	$\frac{61.5}{56} \times \frac{51.5}{46.5}$	8.5	110


Swivel Castor with Total Brake

Art-No.	∅	+	+	+	+	+	+	+	KG
24425P671--080S032UPBP	80	32	34	111	--	77x67	$\frac{61.5}{56} \times \frac{51.5}{46.5}$	8.5	70
24425P671--100S032UPBP	100	32	40	135	--	77x67	$\frac{61.5}{56} \times \frac{51.5}{46.5}$	8.5	80
24425P671--125S032UPBP	125	32	37	160	--	77x67	$\frac{61.5}{56} \times \frac{51.5}{46.5}$	8.5	100
24425P671--150S032UPBP	150	32	32	184	--	77x67	$\frac{61.5}{56} \times \frac{51.5}{46.5}$	8.5	110

Rigid Castor

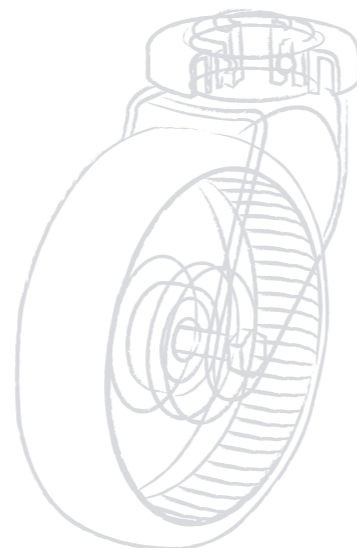
Art-No.	∅	+	+	+	+	+	+	+	KG
20025P671--080S032UPBP	80	32	--	112	--	77x67	$\frac{61.5}{56} \times \frac{51.5}{46.5}$	8.5	70
20025P671--100S032UPBP	100	32	--	137	--	77x67	$\frac{61.5}{56} \times \frac{51.5}{46.5}$	8.5	80
20025P671--125S032UPBP	125	32	--	161.5	--	77x67	$\frac{61.5}{56} \times \frac{51.5}{46.5}$	8.5	100
20025P671--150S032UPBP	150	32	--	187.5	--	77x67	$\frac{61.5}{56} \times \frac{51.5}{46.5}$	8.5	110

FURNITURE / CHAIR / APPARATUS / SHOPPING TROLLEY / MEDICAL / INDUSTRIAL / HEAVY DUTY





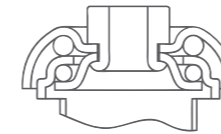
Foroll Shopping Trolley And Walkway Castor



MT Series

Housing:

pressed steel, zinc plated, double ball bearing swivel head.



Wheel:

high quality polypropylene copolymer wheel centre, TPE tread, with plain bearing, impact proof, corrosive resistant.

Art--No.	∅	+	+	+	+	KG
24026H121--100S030TPPN	100	30	32	131.5	12	80
24026H121--125S030TPPN	125	30	35	156	12	100

Wheel:

high quality polypropylene copolymer wheel centre, TPE tread, with precision ball bearing, plastic threadguards, low rolling resistance, impact proof and corrosive resistant.

Art--No.	∅	+	+	+	+	KG
24026H121--100S032TPBP	100	32	32	131.5	12	80
24026H121--125S032TPBP	125	32	35	156	12	100

Wheel:

high quality polypropylene copolymer wheel centre, non-marking polyurethane tread, with precision ball bearing, plastic threadguards, high abrasion resistance, low rolling resistance, impact proof and corrosive resistant.

Art--No.	∅	+	+	+	+	KG
24026H121--100S032UPBP	100	32	32	131.5	12	80
24026H121--125S032UPBP	125	32	35	156	12	100

MS Series

Housing:

pressed steel, zinc plated, double ball bearing swivel head, with locking segment for moving walkways.

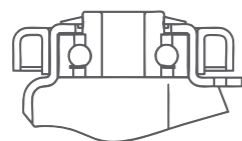
Wheel:

high quality polyamide wheel centre, non-marking polyurethane tread, with black automatic rubber brake ring for moving walkways, with flange bearing, steel threadguards, low rolling resistance, impact proof and corrosive resistant.

Art--No.	∅	+	+	+	+	KG
24126H121--125S032UACT	125	32	46	151	12	50



BT Series



Housing:

pressed steel, zinc plated, swivel head with pressed-in precision ball bearing, with PU cover and protection bumper.

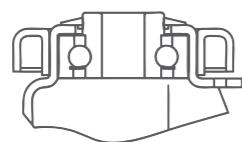
Wheel:

high quality polypropylene copolymer wheel centre, TPE tread, with precision ball bearing, plastic threadguards, low rolling resistance, impact proof and corrosive resistant.



Art.-No.	∅	+	U	U	U	KG
27026H121--100S030TPBP	100	30	34	127	12	80
27026H121--125S030TPBP	125	30	38	153.5	12	100

BS Series



Housing:

made of pressed steel, zinc plated, swivel head with pressed-in precision ball bearing, with PU cover and protection bumper.

Wheel:

of high quality polyamide wheel centre, non-marking polyurethane tread, with polyurethane brake segment for moving walkways, with precision ball bearing, plastic threadguards, low rolling resistance, impact proof and corrosive resistant.




Art.-No.	∅	+	U	U	U	KG
27126H121--100S031UASP	100	31	34	127	12	40
27126H121--125S031UASP	125	31	38	153.5	12	50

Alternative Fittings:

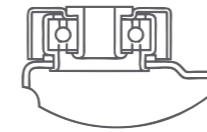




Foroll Medical Castor



BG Series



Housing:

pressed steel, zinc coated, precision ball bearing swivel head, with and without total brake.

Wheel:

high quality polypropylene copolymer wheel centre, TPE tread, with precision ball bearing, plastic threadguards, low rolling resistance, impact proof and corrosive resistant.

Art--No.	Ø	W	H	L	B	Brake	KG
27025H121--100S032TPBP	100	32	38	148	12	-	90
27025H121--125S032TPBP	125	32	43	171.5	12	-	100
27025H121--150S032TPBP	150	32	51	198	12	-	120
Art--No.	Ø	W	H	L	B	Brake	KG
27425H121--100S032TPBP	100	32	38	148	12	total brake	90
27425H121--125S032TPBP	125	32	43	171.5	12	total brake	100
27425H121--150S032TPBP	150	32	51	198	12	total brake	120

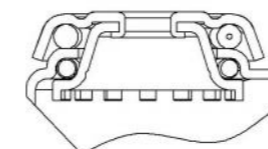
Wheel:

high quality polypropylene copolymer wheel centre, non-marking polyurethane tread, with precision ball bearing, plastic threadguards, high abrasion resistance, low rolling resistance, impact proof and corrosive resistant.

Art--No.	Ø	W	H	L	B	Brake	KG
27025H121--100S032UPBP	100	32	38	148	12	--	90
27025H121--125S032UPBP	125	32	43	171.5	12	--	100
27025H121--150S032UPBP	150	32	51	198	12	--	120
Art--No.	Ø	W	H	L	B	Brake	KG
27425H121--100S032UPBP	100	32	38	148	12	total brake	90
27425H121--125S032UPBP	125	32	43	171.5	12	total brake	100
27425H121--150S032UPBP	150	32	51	198	12	total brake	120



NB Series



Housing:

pressed steel, zinc plated, double ball bearing swivel head with hardened ball race, with and without total brake, heavy duty version.

Wheel:

high quality polypropylene copolymer wheel centre, TPE tread, with precision ball bearing, plastic threadguards, low rolling resistance, impact proof and corrosive resistant.

Art--No.	Ø	W	H	L	B	Brake	KG
23424H101-075S032TPBP	75	32	41.5	107	11	--	100
23424H101-100S032TPBP	100	32	38	132	11	--	100



Housing:

made of pressed steel, zinc plated, double ball bearing swivel head, with central, total or directional lock system.

Wheel:

high quality polypropylene copolymer wheel centre, TPE tread, with precision ball bearing, plastic threadguards, low rolling resistance, impact proof and corrosive resistant.

Art-No.	Ø	W	H	W	H	Lock	KG
24624L351-100S032TPBP	100	32	38	143	32x50	central & total lock	80
24624L351-125S032TPBP	125	32	43.5	161	32x50	central & total lock	100
24624L351-150S032TPBP	150	32	51	183.5	32x50	central & total lock	120

Art-No.	Ø	W	H	W	H	Lock	KG
24724L351-100S032TPBP	100	32	38	143	32x50	central, total & directional lock	80
24724L351-125S032TPBP	125	32	43.5	161	32x50	central, total & directional lock	100
24724L351-150S032TPBP	150	32	51	183.5	32x50	central, total & directional lock	120

Art-No.	Ø	W	H	W	H	Lock	KG
24624L961-100S032TPBP	100	32	38	143	28x96	central & total lock	80
24624L961-125S032TPBP	125	32	43.5	161	28x96	central & total lock	100
24624L961-150S032TPBP	150	32	51	183.5	28x96	central & total lock	120

Art-No.	Ø	W	H	W	H	Lock	KG
24724L961-100S032TPBP	100	32	38	143	28x96	central, total & directional lock	80
24724L961-125S032TPBP	125	32	43.5	161	28x96	central, total & directional lock	100
24724L961-150S032TPBP	150	32	51	183.5	28x96	central, total & directional lock	120

Wheel:

high quality polypropylene copolymer wheel centre, non-marking polyurethane tread, with precision ball bearing, plastic threadguards, high abrasion resistance, low rolling resistance, impact proof and corrosive resistant.

Art-No.	Ø	W	H	W	H	Lock	KG
24624L351-100S032UPBP	100	32	38	143	32x50	central & total lock	80
24624L351-125S032UPBP	125	32	43.5	161	32x50	central & total lock	100
24624L351-150S032UPBP	150	32	51	183.5	32x50	central & total lock	120

Art-No.	Ø	W	H	W	H	Lock	KG
24724L351-100S032UPBP	100	32	38	143	32x50	central, total & directional lock	80
24724L351-125S032UPBP	125	32	43.5	161	32x50	central, total & directional lock	100
24724L351-150S032UPBP	150	32	51	183.5	32x50	central, total & directional lock	120



Art-No.	Ø	W	H	W	H	Lock	KG
24624L961-100S032UPBP	100	32	38	143	28x96	central & total lock	80
24624L961-125S032UPBP	125	32	43.5	161	28x96	central & total lock	100
24624L961-150S032UPBP	150	32	51	183.5	28x96	central & total lock	120

Art-No.	Ø	W	H	W	H	Lock	KG
24724L961-100S032UPBP	100	32	38	143	28x96	central, total & directional lock	80
24724L961-125S032UPBP	125	32	43.5	161	28x96	central, total & directional lock	100
24724L961-150S032UPBP	150	32	51	183.5	28x96	central, total & directional lock	120

CLDP Series

Housing:

made of fiber-glass reinforced nylon 6, double precision ball bearings swivel head, with and without total brake

Wheel:

high quality polypropylene copolymer wheel centre, TPE tread, with precision ball bearing, low rolling resistance, impact proof and corrosive resistant

Art-No.	Ø	W	H	W	H	Lock	KG
57601L350-125D018TPSP	125	2x18	44	149.5	32x50	central & total lock	125
57601L350-150D020TPSP	150	2x20	55.6	162	32x50	central & total lock	150

Art-No.	Ø	W	H	W	H	Lock	KG
57701L350-125D018TPSP	125	2x18	44	149.5	32x50	central, total & directional lock	125
57701L350-150D020TPSP	150	2x20	55.6	162	32x50	central, total & directional lock	150

Art-No.	Ø	W	H	W	H	Lock	KG
57601L960-125D018TPSP	125	2x18	44	149.5	28x96	central & total lock	125
57601L960-150D020TPSP	150	2x20	55.6	162	28x96	central & total lock	150

Art-No.	Ø	W	H	W	H	Lock	KG
57701L960-125D018TPSP	125	2x18	44	149.5	28x96	central, total & directional lock	125
57701L960-150D020TPSP	150	2x20	55.6	162	28x96	central, total & directional lock	150



CLC Series

Housing:

pressed steel, zinc plated, **double** ball bearing swivel head, with central, total or directional lock system, with **fully-sealed** plastic cover.

Wheel:

high quality polypropylene copolymer wheel centre, TPE tread, with precision ball bearing, plastic thread-guards, low rolling resistance, impact proof and corrosive resistant.

Art.-No.	Ø	W	H	W	H	W	H	Lock	KG
24698L351-125S044TPBP	125	44	43.5	162	32x50	central & total lock		150	
24698L351-150S044TPBP	150	44	51	185	32x50	central & total lock		150	
24698L351-200S044TPSP	200	44	64	232	32x50	central & total lock		150	
24798L351-125S044TPBP	125	44	43.5	162	32x50	central, total & directional lock		150	
24798L351-150S044TPBP	150	44	51	185	32x50	central, total & directional lock		150	
24798L351-200S044TPSP	200	44	64	232	32x50	central, total & directional lock		150	

Art.-No.	Ø	W	H	W	H	W	H	Lock	KG
24698L961-125S044TPBP	125	44	43.5	162	28x96	central & total lock		150	
24698L961-150S044TPBP	150	44	51	185	28x96	central & total lock		150	
24698L961-200S044TPSP	200	44	64	232	28x96	central & total lock		150	
24798L961-125S044TPBP	125	44	43.5	162	28x96	central, total & directional lock		150	
24798L961-150S044TPBP	150	44	51	185	28x96	central, total & directional lock		150	
24798L961-200S044TPSP	200	44	64	232	28x96	central, total & directional lock		150	

Wheel:

high quality polypropylene copolymer wheel centre, non-marking polyurethane tread, with precision ball bearing, plastic threadguards, high abrasion resistance, low rolling resistance, impact proof and corrosive resistant.

Art.-No.	Ø	W	H	W	H	W	H	Lock	KG
24698L351-125S044UABP	125	44	43.5	162	32x50	central & total lock		150	
24698L351-150S044UABP	150	44	51	185	32x50	central & total lock		150	
24698L351-200S044UASP	200	44	64	232	32x50	central & total lock		150	
24798L351-125S044UABP	125	44	43.5	162	32x50	central, total & directional lock		150	
24798L351-150S044UABP	150	44	51	185	32x50	central, total & directional lock		150	
24798L351-200S044UASP	200	44	64	232	32x50	central, total & directional lock		150	

Art.-No.	Ø	W	H	W	H	W	H	Lock	KG
24698L961-125S044UABP	125	44	43.5	162	28x96	central & total lock		150	
24698L961-150S044UABP	150	44	51	185	28x96	central & total lock		150	
24698L961-200S044UASP	200	44	64	232	28x96	central & total lock		150	
24798L961-125S044UABP	125	44	43.5	162	28x96	central, total & directional lock		150	
24798L961-150S044UABP	150	44	51	185	28x96	central, total & directional lock		150	
24798L961-200S044UASP	200	44	64	232	28x96	central, total & directional lock		150	

CLCD Series

Housing:

pressed steel, zinc plated, **double** ball bearing swivel head, with central, total or directional lock system, with **fully-sealed** plastic cover.

Wheel:

high quality polypropylene copolymer wheel centre, TPE tread, with precision ball bearing, plastic thread-guards, low rolling resistance, impact proof and corrosive resistant.

Art.-No.	Ø	W	H	W	H	W	H	Lock	KG
24698L351-125D022TPBP	125	22	43.5	162	32x50	central & total lock		150	
24698L351-150D022TPBP	150	22	51	185	32x50	central & total lock		150	
24798L351-125D022TPBP	125	22	43.5	162	32x50	central, total & directional lock		150	
24798L351-150D022TPBP	150	22	51	185	32x50	central, total & directional lock		150	

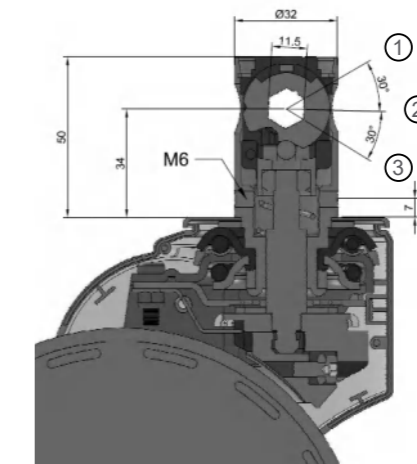
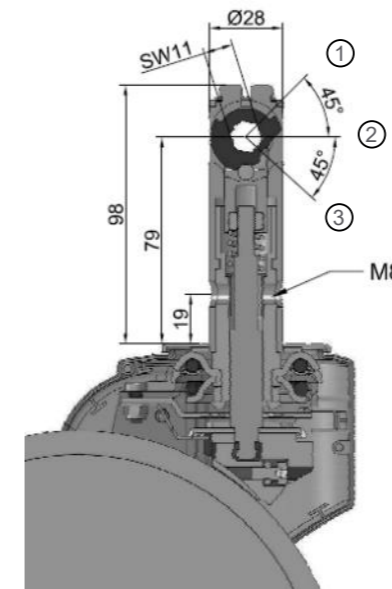
Art.-No.	Ø	W	H	W	H	W	H	Lock	KG
24698L961-125D022TPBP	125	22	43.5	162	28x96	central & total lock		150	
24698L961-150D022TPBP	150	22	51	185	28x96	central & total lock		150	
24798L961-125D022TPBP	125	22	43.5	162	28x96	central, total & directional lock		150	
24798L961-150D022TPBP	150	22	51	185	28x96	central, total & directional lock		150	

Wheel:

high quality polypropylene copolymer wheel centre, non-marking polyurethane tread, with precision ball bearing, plastic threadguards, high abrasion resistance, low rolling resistance, impact proof and corrosive resistant.

Art.-No.	Ø	W	H	W	H	W	H	Lock	KG
24698L351-125D022UABP	125	22	43.5	162	32x50	central & total lock		150	
24698L351-150D022UABP	150	22	51	185	32x50	central & total lock		150	
24798L351-125D022UABP	125	22	43.5	162	32x50	central, total & directional lock		150	
24798L351-150D022UABP	150	22	51	185	32x50	central, total & directional lock		150	

Art.-No.	Ø	W	H	W	H	W	H	Lock	KG
24698L961-125D022UABP	125	22	43.5	162	28x96	central & total lock		150	
24698L961-150D022UABP	150	22	51	185	28x96	central & total lock		150	
24798L961-125D022UABP	125	22	43.5	162	28x96	central, total & directional lock		150	
24798L961-150D022UABP	150	22	51	185	28x96	central, total & directional lock		150	

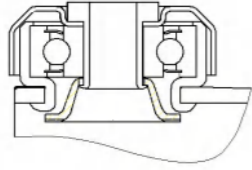


- ① Motion straight ahead (only when equipped with directional locking brake mode)
- ② Changes of direction: free mobility of all castors
- ③ Full locking of all four castors

TF Series

Housing:

pressed steel, chrome coated, precision ball bearing swivel head, with and without total brake.



Wheel:

high quality polypropylene copolymer wheel centre, TPE tread, with precision ball bearing, plastic threadguards, low rolling resistance, impact proof and corrosive resistant.

Art-No.	∅	+	U	U	U	KG
27026H121- 150S045TPBP	150	45	43	189	12	200
27026H121- 200S045TPBP	200	45	51	235	12	250

Art-No.	∅	+	U	U	U	KG
27426H121- 150S045TPBP	150	45	43	189	12	200
27426H121- 200S045TPBP	200	45	48	235	12	250

Wheel:

high quality polypropylene copolymer wheel centre, soft polyurethane foamed tread, with precision ball bearing, puncture proof, high abrasion resistance, impact proof and corrosive resistant.

Art-No.	∅	+	U	U	U	KG
27026H121-200S045FPSN	200	45	51	235	12	80
27426H121-200S045FPSN	200	45	48	235	12	80

PL Series

Housing:

fiber-glass reinforced nylon 6, precision ball bearing swivel head, with or without directional and total combination brake.

Wheel:

high quality polypropylene copolymer wheel centre, non-marking polyurethane tread, with precision ball bearing, plastic threadguards, high abrasion resistance, low rolling resistance, impact proof and corrosive resistant.

Artf No.	∅	+	U	U	U	U	KG
57006H121-100S028TPBP	100	28	35	135.5	12	--	90
57006H121-125S032TPBP	125	32	39	164	12	--	100

Art-No.	∅	+	U	U	U	U	KG
57406H121- 100S028TPBP	100	28	35	135.5	12	total brake	90
57406H121- 125S032TPBP	125	32	39	164	12	total brake	100

Artf No.	∅	+	U	U	U	U	KG
57008H121-100S032TPBP	100	32	42	132	12	--	100
57008H121-125S032TPBP	125	32	46.5	162.5	12	--	100

Art-No.	∅	+	U	U	U	U	KG
57408H121- 100S032TPBP	100	32	42	132	12	total brake	100
57408H121- 125S032TPBP	125	32	46.5	162.5	12	total brake	100

DP Series

Housing:

made of fiber-glass reinforced nylon 6, double precision ball bearings swivel head, with and without total brake

Wheel:

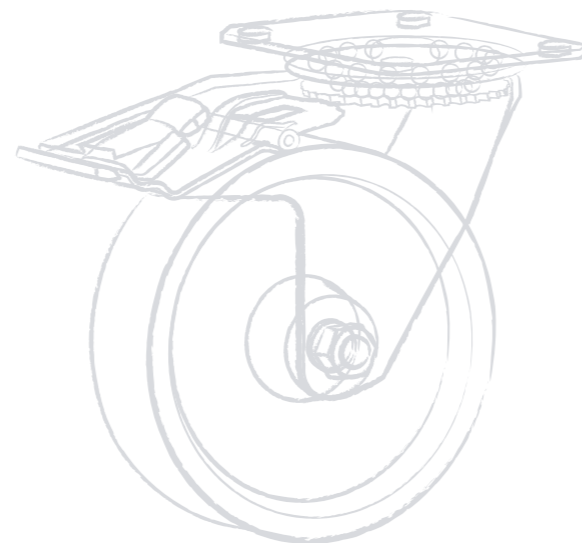
high quality polypropylene copolymer wheel centre, TPE tread, with precision ball bearing, low rolling resistance, impact proof and corrosive resistant

Art-No.	∅	+	U	U	U	U	KG
57001H120-075D015TPSP	75	2x15	20	86	12.5	--	70
57001H120-100D020TPSP	100	2x20	32	124	12.5	--	90
57001H120-125D020TPSP	125	2x20	43	143	12.5	--	125

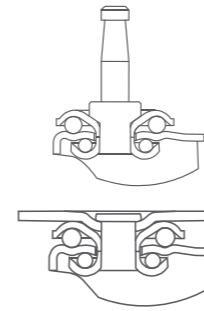
Art-No.	∅	+	U	U	U	U	KG
57401H120-075D015TPSP	75	2x15	20	86	12.5	total brake	70
57401H120-100D020TPSP	100	2x20	32	124	12.5	total brake	90
57401H120-125D020TPSP	125	2x20	43	143	12.5	total brake	125



Foroll Industrial Castor



CR Series



Housing:

pressed steel, zinc plated, double ball bearing swivel head, with or without side brake.

Wheel:

non-marking black, of solid rubber, with plain bearing, low rolling resistance, impact proof and corrosive resistant.

Art--No.	∅	+	+	∅	KG	bearing type
050X020YSNN	50	20	24	6	30	
064X020YSNN	64	20	24	6	35	
075X020YSNN	75	20	24	6	40	
100X020YSNN	100	20	30	6	50	

Swivel Castor

Art--No.	∅	+	U	U	U	U	U	U	KG
13026Q380--050S020YSNN	50	20	19	66.5	8x38	--	--	--	30
13026Q380--064S020YSNN	64	20	24	80	8x38	--	--	--	35
13026Q380--075S020YSNN	75	20	26	95	8x38	--	--	--	40

Swivel Castor with Side Brake

Art--No.	∅	+	U	U	U	U	U	U	KG
13226Q380--050S020YSNN	50	20	19	66.5	8x38	--	--	--	30
13226Q380--064S020YSNN	64	20	24	80	8x38	--	--	--	35
13226Q380--075S020YSNN	75	20	26	95	8x38	--	--	--	40

Swivel Castor

Art--No.	∅	+	U	U	U	U	U	U	KG
13026P530--050S020YSNN	50	20	19	66.5	--	51x31	40x20	5.5	30
13026P530--064S020YSNN	64	20	24	80	--	51x31	40x20	5.5	35
13026P530--075S020YSNN	75	20	26	95	--	51x31	40x20	5.5	40
13026P970--100S020YSNN	100	20	32	121	--	95x70	75x45	8	50

Swivel Castor with Side Brake

Art--No.	∅	+	U	U	U	U	U	U	KG
13226P530--050S020YSNN	50	20	19	66.5	--	51x31	40x20	5.5	30
13226P530--064S020YSNN	64	20	24	80	--	51x31	40x20	5.5	35
13226P530--075S020YSNN	75	20	26	95	--	51x31	40x20	5.5	40
13226P970--100S020YSNN	100	20	32	121	--	95x70	75x45	8	50



GF Series

Housing:

pressed steel, zinc plated, double ball bearing swivel head with hardened ball race, with dust cap, with or without side brake.



Wheel:

high quality polypropylene copolymer wheel centre, non-marking polyurethane tread, with precision ball bearing, plastic threadguards, high abrasion resistance, low rolling resistance, impact proof and corrosive resistant.



Art--No.	∅	+	+	+	KG	bearing type
075X032UPBP	75	32	42	10	100	
100X032UPBP	100	32	42	10	114	
125X032UPBP	125	32	42	10	120	

Swivel Castor



Art--No.	∅	+	↑	↑	↑	↑	↑	KG
24027P961--075S032UPBP	75	32	33	103.5	92x60.5	70x44.5	9	100
24027P961--100S032UPBP	100	32	33	130.5	92x60.5	70x44.5	9	114
24027P961--125S032UPBP	125	32	36	158	92x60.5	70x44.5	9	120

Swivel Castor with Side Brake



Art--No.	∅	+	↑	↑	↑	↑	↑	KG
24327P961--075S032UPBP	75	32	33	103.5	92x60.5	70x44.5	9	100
24327P961--100S032UPBP	100	32	33	130.5	92x60.5	70x44.5	9	114
24327P961--125S032UPBP	125	32	36	158	92x60.5	70x44.5	9	120

Rigid Castor

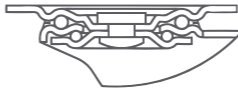
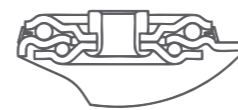


Art--No.	∅	+	↑	↑	↑	↑	↑	KG
20027P961--075S032UPBP	75	32	--	103.5	92x60.5	70x44.5	9	100
20027P961--100S032UPBP	100	32	--	130.5	92x60.5	70x44.5	9	114
20027P961--125S032UPBP	125	32	-	158	92x60.5	70x44.5	9	120

RSA Series

Housing:

pressed steel, zinc plated, double ball bearing swivel head, with or without total brake.



Wheel:

nature polyamide, with plain bearing, high abrasion resistance, low rolling resistance, impact proof and corrosive resistant.

Art--No.	∅	+	+	+	KG	bearing type
080X030YAPN	80	30	40	12	150	
100X035YAPN	100	35	40	12	180	
125X040YAPN	125	40	50	15	210	
160X045YAPN	160	45	60	20	300	
200X045YAPN	200	45	60	20	350	

Art--No.	∅	+	↑	↑	↑	↑	↑	↑	↑	KG
24028H121--080S030YAPN	80	30	36	99	12	--	-	-	-	150
24028H121--100S035YAPN	100	35	40	127	12	--	--	--	--	180
24028H121--125S040YAPN	125	40	40	153.5	12	-	-	-	-	210
24028H121--160S045YAPN	160	45	61.5	185	12	-	-	-	-	300
24028H121--200S045YAPN	200	45	61.5	230	12	--	-	-	-	350

Art--No.	∅	+	↑	↑	↑	↑	↑	↑	↑	KG
24428H121--080S030YAPN	80	30	36	99	12	--	-	-	total brake	150
24428H121--100S035YAPN	100	35	40	127	12	--	--	--	total brake	180
24428H121--125S040YAPN	125	40	40	153.5	12	-	-	-	total brake	210
24428H121--160S045YAPN	160	45	61.5	185	12	-	-	-	total brake	300
24428H121--200S045YAPN	200	45	61.5	230	12	--	-	-	total brake	350

Art--No.	∅	+	↑	↑	↑	↑	↑	↑	↑	KG
24028P811--080S030YAPN	80	30	36	100	-	105x80	80x60	9	-	150
24028P811--100S035YAPN	100	35	40	128	--	105x80	80x60	9	--	180
24028P811--125S040YAPN	125	40	40	155	-	105x80	80x60	9	-	210
24028P141--160S045YAPN	160	45	61.5	190	-	140x110	105x80	11	-	300
24028P141--200S045YAPN	200	45	61.5	235	-	140x110	105x80	11	-	350

Art--No.	∅	+	↑	↑	↑	↑	↑	↑	↑	KG
24428P811--080S030YAPN	80	30	36	100	-	105x80	80x60	9	total brake	150
24428P811--100S035YAPN	100	35	40	128	--	105x80	80x60	9	total brake	180
24428P811--125S040YAPN	125	40	40	155	-	105x80	80x60	9	total brake	210
24428P141--160S045YAPN	160	45	61.5	190	-	140x110	105x80	11	total brake	300
24428P141--200S045YAPN	200	45	61.5	235	-	140x110	105x80	11	total brake	350

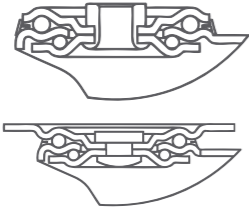
Art--No.	∅	+	↑	↑	↑	↑	↑	↑	↑	KG
20028P811--080S030YAPN	80	30	-	100	-	105x80	80x60	9	-	150
20028P811--100S035YAPN	100	35	--	128	--	105x80	80x60	9	--	180
20028P811--125S040YAPN	125	40	-	155	-	105x80	80x60	9	-	210
20028P141--160S045YAPN	160	45	-	190	-	140x110	105x80	11	-	300
20028P141--200S045YAPN	200	45	-	235	-	140x110	105x80	11	-	350



RSAR Series

Housing:

pressed steel, zinc plated, double ball bearing swivel head, with or without total brake.



Wheel:

nature polyamide, with roller bearing, high abrasion resistance, low rolling resistance, impact proof and corrosive resistant.

Art--No.	∅	+	+	+	KG	bearing type
080X030YARN	80	30	40	12	150	
100X035YARN	100	35	40	12	180	
125X040YARN	125	40	50	15	210	
160X045YARN	160	45	60	20	300	
200X045YARN	200	45	60	20	350	

Art--No.	∅	+	↑	↑	↑	↑	↑	↑	↑	KG
24028H121--080S030YARN	80	30	36	99	12	--	-	-	-	150
24028H121--100S035YARN	100	35	40	127	12	--	--	--	--	180
24028H121--125S040YARN	125	40	40	153.5	12	-	-	-	-	210
24028H121--160S045YARN	160	45	61.5	185	12	-	-	-	-	300
24028H121--200S045YARN	200	45	61.5	230	12	--	-	-	-	350

Art--No.	∅	+	↑	↑	↑	↑	↑	↑	↑	KG
24428H121--080S030YARN	80	30	36	99	12	--	-	-	total brake	150
24428H121--100S035YARN	100	35	40	127	12	--	--	--	total brake	180
24428H121--125S040YARN	125	40	40	153.5	12	-	-	-	total brake	210
24428H121--160S045YARN	160	45	61.5	185	12	-	-	-	total brake	300
24428H121--200S045YARN	200	45	61.5	230	12	--	-	-	total brake	350

Art--No.	∅	+	↑	↑	↑	↑	↑	↑	↑	KG
24028P811--080S030YARN	80	30	36	100	-	105x80	80x60	9	-	150
24028P811--100S035YARN	100	35	40	128	--	105x80	80x60	9	--	180
24028P811--125S040YARN	125	40	40	155	-	105x80	80x60	9	-	210
24028P141--160S045YARN	160	45	61.5	190	-	140x110	105x80	11	-	300
24028P141--200S045YARN	200	45	61.5	235	-	140x110	105x80	11	-	350

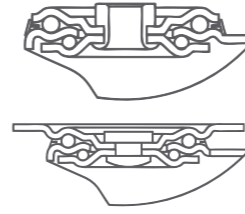
Art--No.	∅	+	↑	↑	↑	↑	↑	↑	↑	KG
24428P811--080S030YARN	80	30	36	100	-	105x80	80x60	9	total brake	150
24428P811--100S035YARN	100	35	40	128	--	105x80	80x60	9	total brake	180
24428P811--125S040YARN	125	40	40	155	-	105x80	80x60	9	total brake	210
24428P141--160S045YARN	160	45	61.5	190	-	140x110	105x80	11	total brake	300
24428P141--200S045YARN	200	45	61.5	235	-	140x110	105x80	11	total brake	350

Art--No.	∅	+	↑	↑	↑	↑	↑	↑	↑	KG
20028P811--080S030YARN	80	30	-	100	-	105x80	80x60	9	-	150
20028P811--100S035YARN	100	35	--	128	--	105x80	80x60	9	--	180
20028P811--125S040YARN	125	40	-	155	-	105x80	80x60	9	-	210
20028P141--160S045YARN	160	45	-	190	-	140x110	105x80	11	-	300
20028P141--200S045YARN	200	45	-	235	-	140x110	105x80	11	-	350

RSH Series

Housing:

pressed steel, zinc plated, double ball bearing swivel head, with or without total brake.



Wheel:

standard solid black rubber tyre, pressed steel rim, zinc plated, with roller bearing, low rolling resistance, impact proof and corrosive resistant, also available in grey rubber tyre.

Art--No.	∅	+	+	+	KG	bearing type
080X028RHRN	80	28	40	12	50	
100X028RHRN	100	28	40	12	70	
125X038RHRN	125	38	50	15	100	
160X040RHRN	160	40	60	20	135	
200X050RHRN	200	50	60	20	205	

Art--No.	∅	+	↑	↑	↑	↑	↑	↑	↑	KG
24028H121--080S028RHRN	80	28	36	99	12	--	-	-	-	50
24028H121--100S028RHRN	100	28	40	127	12	--	--	--	--	70
24028H121--125S038RHRN	125	38	40	153.5	12	-	-	-	-	100
24028H121--160S040RHRN	160	40	61.5	185	12	-	-	-	-	135
24028H121--200S050RHRN	200	50	61.5	230	12	--	-	-	-	205

Art--No.	∅	+	↑	↑	↑	↑	↑	↑	↑	KG
24428H121--080S028RHRN	80	28	36	99	12	--	-	-	total brake	50
24428H121--100S028RHRN	100	28	40	127	12	--	--	--	total brake	70
24428H121--125S038RHRN	125	38	40	153.5	12	-	-	-	total brake	100
24428H121--160S040RHRN	160	40	61.5	185	12	-	-	-	total brake	135
24428H121--200S050RHRN	200	50	61.5	230	12	--	-	-	total brake	205

Art--No.	∅	+	↑	↑	↑	↑	↑	↑	↑	KG
24028P811--080S028RHRN	80	28	36	100	-	105x80	80x60	9	-	50
24028P811--100S028RHRN	100	28	40	128	--	105x80	80x60	9	--	70
24028P811--125S038RHRN	125	38	40	155	-	105x80	80x60	9	-	100
24028P141--160S040RHRN	160	40	61.5	190	-	140x110	105x80	11	-	135
24028P141--200S050RHRN	200	50	61.5	235	-	140x110	105x80	11	-	205

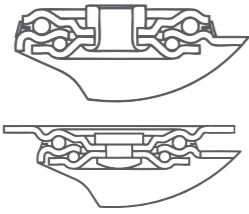
Art--No.	∅	+	↑	↑	↑	↑	↑	↑	↑	KG
24428P811--080S028RHRN	80	28	36	100	-	105x80	80x60	9	total brake	50
24428P811--100S028RHRN	100	28	40	128	--	105x80	80x60	9	total brake	70
24428P811--125S038RHRN	125	38	40	155	-	105x80	80x60	9	total brake	100
24428P141--160S040RHRN	160	40	61.5	190	-	140x110	105x80	11	total brake	135
24428P141--200S050RHRN	200	50	61.5	235	-	140x110	105x80	11	total brake	205

Art--No.	∅	+	↑	↑	↑	↑	↑	↑	↑	KG
20028P811--080S028RHRN	80	28	-	100	-	105x80	80x60	9	-	50
20028P811--100S028RHRN	100	28	--	128	--	105x80	80x60	9	--	70
20028P811--125S038RHRN	125	38	-	155	-	105x80	80x60	9	-	100
20028P141--160S040RHRN	160	40	-	190	-	140x110	105x80	11	-	135
20028P141--200S050RHRN	200	50	-	235	-	140x110	105x80	11	-	205

RSP Series

Housing:

pressed steel, zinc plated, double ball bearing swivel head, with or without total brake.



Wheel:

standard solid black rubber tyre, polypropylene copolymer rim, with plain bearing, low rolling resistance, impact proof and corrosive resistant, also available in grey rubber tyre.

Art.-No.	∅	+	+	+	KG	bearing type
080X028RPPN	80	28	40	12	50	
100X028RPPN	100	28	40	12	70	
125X038RPPN	125	38	50	15	100	
160X040RPPN	160	40	60	20	135	
200X050RPPN	200	50	60	20	205	

Art.-No.	∅	+	↑	↑	↑	↑	↑	↑	↑	KG
24028H121--080S028RPPN	80	28	36	99	12	--	-	-	-	50
24028H121--100S028RPPN	100	28	40	127	12	--	--	--	--	70
24028H121--125S038RPPN	125	38	40	153.5	12	-	-	-	-	100
24028H121--160S040RPPN	160	40	61.5	185	12	-	-	-	-	135
24028H121--200S050RPPN	200	50	61.5	230	12	--	-	-	-	205

Art.-No.	∅	+	↑	↑	↑	↑	↑	↑	↑	KG
24428H121--080S028RPPN	80	28	36	99	12	--	-	-	total brake	50
24428H121--100S028RPPN	100	28	40	127	12	--	--	--	total brake	70
24428H121--125S038RPPN	125	38	40	153.5	12	-	-	-	total brake	100
24428H121--160S040RPPN	160	40	61.5	185	12	-	-	-	total brake	135
24428H121--200S050RPPN	200	50	61.5	230	12	--	-	-	total brake	205

Art.-No.	∅	+	↑	↑	↑	↑	↑	↑	↑	KG
24028P811--080S028RPPN	80	28	36	100	-	105x80	80x60	9	-	50
24028P811--100S028RPPN	100	28	40	128	--	105x80	80x60	9	--	70
24028P811--125S038RPPN	125	38	40	155	-	105x80	80x60	9	-	100
24028P141--160S040RPPN	160	40	61.5	190	-	140x110	105x80	11	-	135
24028P141--200S050RPPN	200	50	61.5	235	-	140x110	105x80	11	-	205

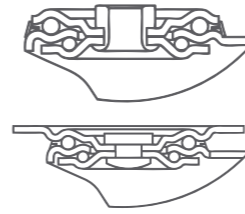
Art.-No.	∅	+	↑	↑	↑	↑	↑	↑	↑	KG
24428P811--080S028RPPN	80	28	36	100	-	105x80	80x60	9	total brake	50
24428P811--100S028RPPN	100	28	40	128	--	105x80	80x60	9	total brake	70
24428P811--125S038RPPN	125	38	40	155	-	105x80	80x60	9	total brake	100
24428P141--160S040RPPN	160	40	61.5	190	-	140x110	105x80	11	total brake	135
24428P141--200S050RPPN	200	50	61.5	235	-	140x110	105x80	11	total brake	205

Art.-No.	∅	+	↑	↑	↑	↑	↑	↑	↑	KG
20028P811--080S028RPPN	80	28	-	100	-	105x80	80x60	9	-	50
20028P811--100S028RPPN	100	28	--	128	--	105x80	80x60	9	--	70
20028P811--125S038RPPN	125	38	-	155	-	105x80	80x60	9	-	100
20028P141--160S040RPPN	160	40	-	190	-	140x110	105x80	11	-	135
20028P141--200S050RPPN	200	50	-	235	-	140x110	105x80	11	-	205

RSPR Series

Housing:

pressed steel, zinc plated, double ball bearing swivel head, with or without total brake.



Wheel:

standard solid black rubber tyre, polypropylene copolymer rim, with roller bearing, low rolling resistance, impact proof and corrosive resistant, also available in grey rubber tyre.

Art.-No.	∅	+	+	+	KG	bearing type
080X028RPRN	80	28	40	12	50	
100X028RPRN	100	28	40	12	70	
125X038RPRN	125	38	50	15	100	
160X040RPRN	160	40	60	20	135	
200X050RPRN	200	50	60	20	205	

Art.-No.	∅	+	↑	↑	↑	↑	↑	↑	↑	KG
24028H121--080S028RPRN	80	28	36	99	12	--	-	-	-	50
24028H121--100S028RPRN	100	28	40	127	12	--	--	--	--	70
24028H121--125S038RPRN	125	38	40	153.5	12	-	-	-	-	100
24028H121--160S040RPRN	160	40	61.5	185	12	-	-	-	-	135
24028H121--200S050RPRN	200	50	61.5	230	12	--	-	-	-	205

Art.-No.	∅	+	↑	↑	↑	↑	↑	↑	↑	KG
24428H121--080S028RPRN	80	28	36	99	-	--	-	-	total brake	50
24428H121--100S028RPRN	100	28	40	127	--	--	--	--	total brake	70
24428H121--125S038RPRN	125	38	40	153.5	-	-	-	-	total brake	100
24428H121--160S040RPRN	160	40	61.5	185	-	-	-	-	total brake	135
24428H121--200S050RPRN	200	50	61.5	230	-	--	-	-	total brake	205

Art.-No.	∅	+	↑	↑	↑	↑	↑	↑	↑	KG
24028P811--080S028RPRN	80	28	36	100	-	105x80	80x60	9	-	50
24028P811--100S028RPRN	100	28	40	128	--	105x80	80x60	9	--	70
24028P811--125S038RPRN	125	38	40	155	-	105x80	80x60	9	-	100
24028P141--160S040RPRN	160	40	61.5	190	-	140x110	105x80	11	-	135
24028P141--200S050RPRN	200	50	61.5	235	-	140x110	105x80	11	-	205

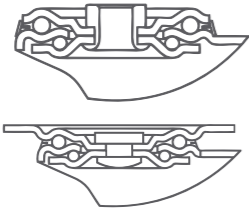
Art.-No.	∅	+	↑	↑	↑	↑	↑	↑	↑	KG
24428P811--080S028RPRN	80	28	36	100	-	105x80	80x60	9	total brake	50
24428P811--100S028RPRN	100	28	40	128	--	105x80	80x60	9	total brake	70
24428P811--125S038RPRN	125	38	40	155	-	105x80	80x60	9	total brake	100
24428P141--160S040RPRN	160	40	61.5	190	-	140x110	105x80	11	total brake	135
24428P141--200S050RPRN	200	50	61.5	235	-	140x110	105x80	11	total brake	205

Art.-No.	∅	+	↑	↑	↑	↑	↑	↑	↑	KG
20028P811--080S028RPRN	80	28	-	100	-	105x80	80x60	9	-	50
20028P811--100S028RPRN	100	28	--	128	--	105x80	80x60	9	--	70
20028P811--125S038RPRN	125	38	-	155	-	105x80	80x60	9	-	100
20028P141--160S040RPRN	160	40	-	190	-	140x110	105x80	11	-	135
20028P141--200S050RPRN	200	50	-	235	-	140x110	105x80	11	-	205

RSE Series

Housing:

pressed steel, zinc plated, double ball bearing swivel head, with or without total brake.



Wheel:

super elastic rubber tread, high quality polyamide wheel centre, with roller bearing, low rolling resistance, impact proof and corrosive resistant.

Art-No.	∅	+	+	+	KG	bearing type
080X035EARN	80	35	40	12	100	
100X035EARN	100	35	40	12	150	
125X036EARN	125	36	50	15	200	
160X050EARN	160	50	60	20	350	
200X050EARN	200	50	60	20	400	

Art-No.	∅	+	↑	↑	↑	↑	↑	↑	↑	KG
24028H121--080S035EARN	80	35	36	99	12	--	-	-	-	100
24028H121--100S035EARN	100	35	40	127	12	--	--	--	--	150
24028H121--125S036EARN	125	36	40	153.5	12	-	-	-	-	200
24028H121--160S050EARN	160	50	61.5	185	12	-	-	-	-	350
24028H121--200S050EARN	200	50	61.5	230	12	--	-	-	-	400

Art-No.	∅	+	↑	↑	↑	↑	↑	↑	↑	KG
24428H121--080S035EARN	80	35	36	99	12	--	-	-	total brake	100
24428H121--100S035EARN	100	35	40	127	12	--	--	--	total brake	150
24428H121--125S036EARN	125	36	40	153.5	12	-	-	-	total brake	200
24428H121--160S050EARN	160	50	61.5	185	12	-	-	-	total brake	350
24428H121--200S050EARN	200	50	61.5	230	12	--	-	-	total brake	400

Art-No.	∅	+	↑	↑	↑	↑	↑	↑	↑	KG
24028P811--080S035EARN	80	35	36	100	-	105x80	80x60	9	-	100
24028P811--100S035EARN	100	35	40	128	--	105x80	80x60	9	--	150
24028P811--125S036EARN	125	36	40	155	-	105x80	80x60	9	-	200
24028P141--160S050EARN	160	50	61.5	190	-	140x110	105x80	11	-	350
24028P141--200S050EARN	200	50	61.5	235	-	140x110	105x80	11	-	400

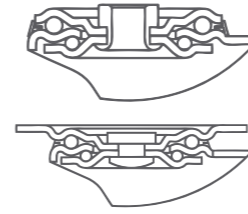
Art-No.	∅	+	↑	↑	↑	↑	↑	↑	↑	KG
24428P811--080S035EARN	80	35	36	100	-	105x80	80x60	9	total brake	100
24428P811--100S035EARN	100	35	40	128	--	105x80	80x60	9	total brake	150
24428P811--125S036EARN	125	36	40	155	-	105x80	80x60	9	total brake	200
24428P141--160S050EARN	160	50	61.5	190	-	140x110	105x80	11	total brake	350
24428P141--200S050EARN	200	50	61.5	235	-	140x110	105x80	11	total brake	400

Art-No.	∅	+	↑	↑	↑	↑	↑	↑	↑	KG
20028P811--080S035EARN	80	35	-	100	-	105x80	80x60	9	-	100
20028P811--100S035EARN	100	35	--	128	--	105x80	80x60	9	--	150
20028P811--125S036EARN	125	36	-	155	-	105x80	80x60	9	-	200
20028P141--160S050EARN	160	50	-	190	-	140x110	105x80	11	-	350
20028P141--200S050EARN	200	50	-	235	-	140x110	105x80	11	-	400

RSL Series

Housing:

pressed steel, zinc plated, double ball bearing swivel head, with or without total brake.



Wheel:

super elastic rubber tread, aluminium wheel centre, with 2 pieces precision ball bearings on both side, low rolling resistance, impact proof and corrosive resistant.

Art-No.	∅	+	+	+	KG	bearing type
100X040ELSN	100	40	40	12	180	
125X040ELSN	125	40	50	15	180	
160X050ELSN	160	50	60	20	350	
200X050ELSN	200	50	60	20	400	

Art-No.	∅	+	↑	↑	↑	↑	↑	↑	↑	KG
24028H121--100S040ELSN	100	40	40	127	12	--	-	-	-	180
24028H121--125S040ELSN	125	40	40	153.5	12	--	--	--	--	180
24028H121--160S050ELSN	160	50	61.5	185	12	-	-	-	-	350
24028H121--200S050ELSN	200	50	61.5	230	12	--	-	-	-	400

Art-No.	∅	+	↑	↑	↑	↑	↑	↑	↑	KG
24428H121--100S040ELSN	100	40	40	127	12	--	-	-	total brake	180
24428H121--125S040ELSN	125	40	40	153.5	12	--	--	--	total brake	180
24428H121--160S050ELSN	160	50	61.5	185	12	-	-	-	total brake	350
24428H121--200S050ELSN	200	50	61.5	230	12	-	-	-	total brake	400

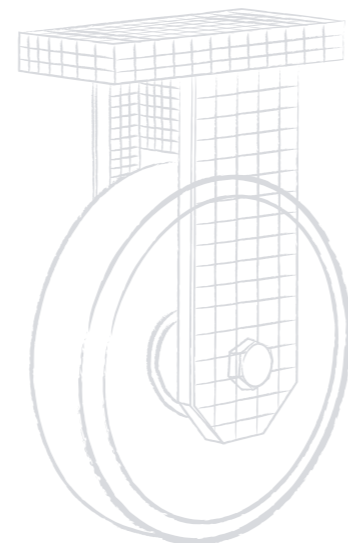
Art-No.	∅	+	↑	↑	↑	↑	↑	↑	↑	KG
24028P811--100S040ELSN	100	40	40	128	-	105x80	80x60	9	-	180
24028P811--125S040ELSN	125	40	40	155	--	105x80	80x60	9	--	180
24028P141--160S050ELSN	160	50	61.5	190	-	140x110	105x80	11	-	350
24028P141--200S050ELSN	200	50	61.5	235	-	140x110	105x80	11	-	400

Art-No.	∅	+	↑	↑	↑	↑	↑	↑	↑	KG
24428P811--100S040ELSN	100	40	40	128	-	105x80	80x60	9	total brake	180
24428P811--125S040ELSN	125	40	40	155	--	105x80	80x60	9	total brake	180
24428P141--160S050ELSN	160	50	61.5	190	-	140x110	105x80	11	total brake	350
24428P141--200S050ELSN	200	50	61.5	235	-	140x110	105x80	11	total brake	400

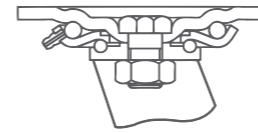
Art-No.	∅	+	↑	↑	↑	↑	↑	↑	↑	KG
20028P811--100S040ELSN	100	40	-	128	-	105x80	80x60	9	-	180
20028P811--125S040ELSN	125	40	--	155	--	105x80	80x60	9	--	180
20028P141--160S050ELSN	160	50	-	190	-	140x110	105x80	11	-	350
20028P141--200S050ELSN	200	50	-	235	-	140x110	105x80	11	-	400



Foroll Heavy Duty Castor



SHC Series



Housing:

solid steel welded construction, zinc plated, double ball bearing swivel head fitted with grease nipple, strong central king pin, bolted and secured, with or without side brake.

Wheel:

grey cast iron, with roller bearing, high abrasion resistance, low rolling resistance.

Art-No.	∅	→←	→←	∅	KG	bearing type
100X050YITN	100	50	55.5	19	400	
125X050YITN	125	50	55.5	19	420	
150X050YITN	150	50	55.5	19	440	
200X050YITN	200	50	55.5	19	460	
250X050YITN	250	50	55.5	19	480	

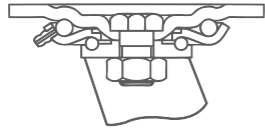
Art-No.	∅	→←	↺	↺	↺	↺	↺	↺	↺	KG
35025P142-100S050YITN	100	50	31	142	114x101	$\frac{92}{76.2} \times \frac{66}{76.2}$	11	-	-	400
35025P142-125S050YITN	125	50	34	164	114x101	$\frac{92}{76.2} \times \frac{66}{76.2}$	11	-	-	420
35025P142-150S050YITN	150	50	40	190	114x101	$\frac{92}{76.2} \times \frac{66}{76.2}$	11	-	-	440
35025P142-200S050YITN	200	50	51	240	114x101	$\frac{92}{76.2} \times \frac{66}{76.2}$	11	-	-	460
35025P142-250S050YITN	250	50	65	317	114x101	$\frac{92}{76.2} \times \frac{66}{76.2}$	11	-	-	480

Art-No.	∅	→←	↺	↺	↺	↺	↺	↺	↺	KG
35225P142-100S050YITN	100	50	31	142	114x101	$\frac{92}{76.2} \times \frac{66}{76.2}$	11	side brake	-	400
35225P142-125S050YITN	125	50	34	164	114x101	$\frac{92}{76.2} \times \frac{66}{76.2}$	11	side brake	-	420
35225P142-150S050YITN	150	50	40	190	114x101	$\frac{92}{76.2} \times \frac{66}{76.2}$	11	side brake	-	440
35225P142-200S050YITN	200	50	51	240	114x101	$\frac{92}{76.2} \times \frac{66}{76.2}$	11	side brake	-	460
35225P142-250S050YITN	250	50	65	317	114x101	$\frac{92}{76.2} \times \frac{66}{76.2}$	11	side brake	-	480

Art-No.	∅	→←	↺	↺	↺	↺	↺	↺	↺	KG
30025P142-100S050YITN	100	50	-	142	114x101	$\frac{92}{76.2} \times \frac{66}{76.2}$	11	-	-	400
30025P142-125S050YITN	125	50	-	164	114x101	$\frac{92}{76.2} \times \frac{66}{76.2}$	11	-	-	420
30025P142-150S050YITN	150	50	-	190	114x101	$\frac{92}{76.2} \times \frac{66}{76.2}$	11	-	-	440
30025P142-200S050YITN	200	50	-	240	114x101	$\frac{92}{76.2} \times \frac{66}{76.2}$	11	-	-	460
30025P142-250S050YITN	250	50	-	317	114x101	$\frac{92}{76.2} \times \frac{66}{76.2}$	11	-	-	480



SHR Series



Housing:

solid steel welded construction, zinc plated, double ball bearing swivel head fitted with grease nipple, strong central king pin, bolted and secured, with or without side brake.

Wheel:

solid rubber tyre vulcanized on grey cast iron wheel centre, with roller bearing, low rolling resistance.

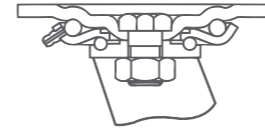
Art-No.	∅	+	+	+	KG	bearing type
100X050RITN	100	50	55.5	19	350	
125X050RITN	125	50	55.5	19	370	
150X050RITN	150	50	55.5	19	390	
200X050RITN	200	50	55.5	19	410	
250X050RITN	250	50	55.5	19	430	

Art-No.	∅	+	+	+	+	+	+	+	KG
35025P142-100S050RITN	100	50	31	142	114x101	$\frac{92}{76.2} \times \frac{66}{76.2}$	11	-	350
35025P142-125S050RITN	125	50	34	164	114x101	$\frac{92}{76.2} \times \frac{66}{76.2}$	11	-	370
35025P142-150S050RITN	150	50	40	190	114x101	$\frac{92}{76.2} \times \frac{66}{76.2}$	11	-	390
35025P142-200S050RITN	200	50	51	240	114x101	$\frac{92}{76.2} \times \frac{66}{76.2}$	11	-	410
35025P142-250S050RITN	250	50	65	317	114x101	$\frac{92}{76.2} \times \frac{66}{76.2}$	11	-	430

Art-No.	∅	+	+	+	+	+	+	+	KG
35225P142-100S050RITN	100	50	31	142	114x101	$\frac{92}{76.2} \times \frac{66}{76.2}$	11	side brake	350
35225P142-125S050RITN	125	50	34	164	114x101	$\frac{92}{76.2} \times \frac{66}{76.2}$	11	side brake	370
35225P142-150S050RITN	150	50	40	190	114x101	$\frac{92}{76.2} \times \frac{66}{76.2}$	11	side brake	390
35225P142-200S050RITN	200	50	51	240	114x101	$\frac{92}{76.2} \times \frac{66}{76.2}$	11	side brake	410
35225P142-250S050RITN	250	50	65	317	114x101	$\frac{92}{76.2} \times \frac{66}{76.2}$	11	side brake	430

Art-No.	∅	+	+	+	+	+	+	+	KG
30025P142-100S050RITN	100	50	-	142	114x101	$\frac{92}{76.2} \times \frac{66}{76.2}$	11	-	350
30025P142-125S050RITN	125	50	-	164	114x101	$\frac{92}{76.2} \times \frac{66}{76.2}$	11	-	370
30025P142-150S050RITN	150	50	-	190	114x101	$\frac{92}{76.2} \times \frac{66}{76.2}$	11	-	390
30025P142-200S050RITN	200	50	-	240	114x101	$\frac{92}{76.2} \times \frac{66}{76.2}$	11	-	410
30025P142-250S050RITN	250	50	-	317	114x101	$\frac{92}{76.2} \times \frac{66}{76.2}$	11	-	430

SHP Series



Housing:

solid steel welded construction, zinc plated, double ball bearing swivel head fitted with grease nipple, strong central king pin, bolted and secured, with or without side brake.

Wheel:

phenolic resin, with roller bearing, low rolling resistance, able to withstand continuously temperature up to +250°C

Art-No.	∅	+	+	+	KG	bearing type
100X050YJTN	100	50	55.5	19	350	
125X050YJTN	125	50	55.5	19	370	
150X050YJTN	150	50	55.5	19	390	
200X050YJTN	200	50	55.5	19	410	
250X050YJTN	250	50	55.5	19	430	

Art-No.	∅	+	+	+	+	+	+	+	KG
35025P142-100S050YJTN	100	50	31	142	114x101	$\frac{92}{76.2} \times \frac{66}{76.2}$	11	-	350
35025P142-125S050YJTN	125	50	34	164	114x101	$\frac{92}{76.2} \times \frac{66}{76.2}$	11	-	370
35025P142-150S050YJTN	150	50	40	190	114x101	$\frac{92}{76.2} \times \frac{66}{76.2}$	11	-	390
35025P142-200S050YJTN	200	50	51	240	114x101	$\frac{92}{76.2} \times \frac{66}{76.2}$	11	-	410
35025P142-250S050YJTN	250	50	65	317	114x101	$\frac{92}{76.2} \times \frac{66}{76.2}$	11	-	430

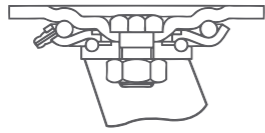
Art-No.	∅	+	+	+	+	+	+	+	KG
35225P142-100S050YJTN	100	50	31	142	114x101	$\frac{92}{76.2} \times \frac{66}{76.2}$	11	side brake	350
35225P142-125S050YJTN	125	50	34	164	114x101	$\frac{92}{76.2} \times \frac{66}{76.2}$	11	side brake	370
35225P142-150S050YJTN	150	50	40	190	114x101	$\frac{92}{76.2} \times \frac{66}{76.2}$	11	side brake	390
35225P142-200S050YJTN	200	50	51	240	114x101	$\frac{92}{76.2} \times \frac{66}{76.2}$	11	side brake	410
35225P142-250S050YJTN	250	50	65	317	114x101	$\frac{92}{76.2} \times \frac{66}{76.2}$	11	side brake	430

Art-No.	∅	+	+	+	+	+	+	+	KG
30025P142-100S050YJTN	100	50	-	142	114x101	$\frac{92}{76.2} \times \frac{66}{76.2}$	11	-	350
30025P142-125S050YJTN	125	50	-	164	114x101	$\frac{92}{76.2} \times \frac{66}{76.2}$	11	-	370
30025P142-150S050YJTN	150	50	-	190	114x101	$\frac{92}{76.2} \times \frac{66}{76.2}$	11	-	390
30025P142-200S050YJTN	200	50	-	240	114x101	$\frac{92}{76.2} \times \frac{66}{76.2}$	11	-	410
30025P142-250S050YJTN	250	50	-	317	114x101	$\frac{92}{76.2} \times \frac{66}{76.2}$	11	-	430

FURNITURE / CHAIR / APPARATUS / SHOPPING TROLLEY / MEDICAL / INDUSTRIAL / HEAVY DUTY

FURNITURE / CHAIR / APPARATUS / SHOPPING TROLLEY / MEDICAL / INDUSTRIAL / HEAVY DUTY

SHUP Series



Housing:

solid steel welded construction, zinc plated, double ball bearing swivel head fitted with grease nipple, strong central king pin, bolted and secured, with or without side brake.

Wheel:

high quality polypropylene copolymer wheel centre, PU tread, with roller bearing, high abrasion resistance, low rolling resistance.

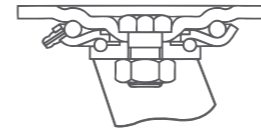
Art-No.	∅	+	+	+	KG	bearing type
100X050UPTN	100	50	55.5	19	150	☐
125X050UPTN	125	50	55.5	19	200	☐
150X050UPTN	150	50	55.5	19	250	☐
200X050UPTN	200	50	55.5	19	300	☐
250X050UPTN	250	50	55.5	19	350	☐

Art-No.	∅	+	+	+	+	+	+	+	KG
35025P142-100S050UPTN	100	50	31	142	114x101	$\frac{92}{76.2} \times \frac{66}{76.2}$	11	-	150
35025P142-125S050UPTN	125	50	34	164	114x101	$\frac{92}{76.2} \times \frac{66}{76.2}$	11	-	200
35025P142-150S050UPTN	150	50	40	190	114x101	$\frac{92}{76.2} \times \frac{66}{76.2}$	11	-	250
35025P142-200S050UPTN	200	50	51	240	114x101	$\frac{92}{76.2} \times \frac{66}{76.2}$	11	-	300
35025P142-250S050UPTN	250	50	65	317	114x101	$\frac{92}{76.2} \times \frac{66}{76.2}$	11	-	350

Art-No.	∅	+	+	+	+	+	+	+	KG
35225P142-100S050UPTN	100	50	31	142	114x101	$\frac{92}{76.2} \times \frac{66}{76.2}$	11	side brake	150
35225P142-125S050UPTN	125	50	34	164	114x101	$\frac{92}{76.2} \times \frac{66}{76.2}$	11	side brake	200
35225P142-150S050UPTN	150	50	40	190	114x101	$\frac{92}{76.2} \times \frac{66}{76.2}$	11	side brake	250
35225P142-200S050UPTN	200	50	51	240	114x101	$\frac{92}{76.2} \times \frac{66}{76.2}$	11	side brake	300
35225P142-250S050UPTN	250	50	65	317	114x101	$\frac{92}{76.2} \times \frac{66}{76.2}$	11	side brake	350

Art-No.	∅	+	+	+	+	+	+	+	KG
30025P142-100S050UPTN	100	50	-	142	114x101	$\frac{92}{76.2} \times \frac{66}{76.2}$	11	-	150
30025P142-125S050UPTN	125	50	-	164	114x101	$\frac{92}{76.2} \times \frac{66}{76.2}$	11	-	200
30025P142-150S050UPTN	150	50	-	190	114x101	$\frac{92}{76.2} \times \frac{66}{76.2}$	11	-	250
30025P142-200S050UPTN	200	50	-	240	114x101	$\frac{92}{76.2} \times \frac{66}{76.2}$	11	-	300
30025P142-250S050UPTN	250	50	-	317	114x101	$\frac{92}{76.2} \times \frac{66}{76.2}$	11	-	350

SHUI Series



Housing:

solid steel welded construction, zinc plated, double ball bearing swivel head fitted with grease nipple, strong central king pin, bolted and secured, with or without side brake.

Wheel:

high quality polyurethane tyre cast on grey cast iron wheel centre, with roller bearing, high abrasion resistance, low rolling resistance.

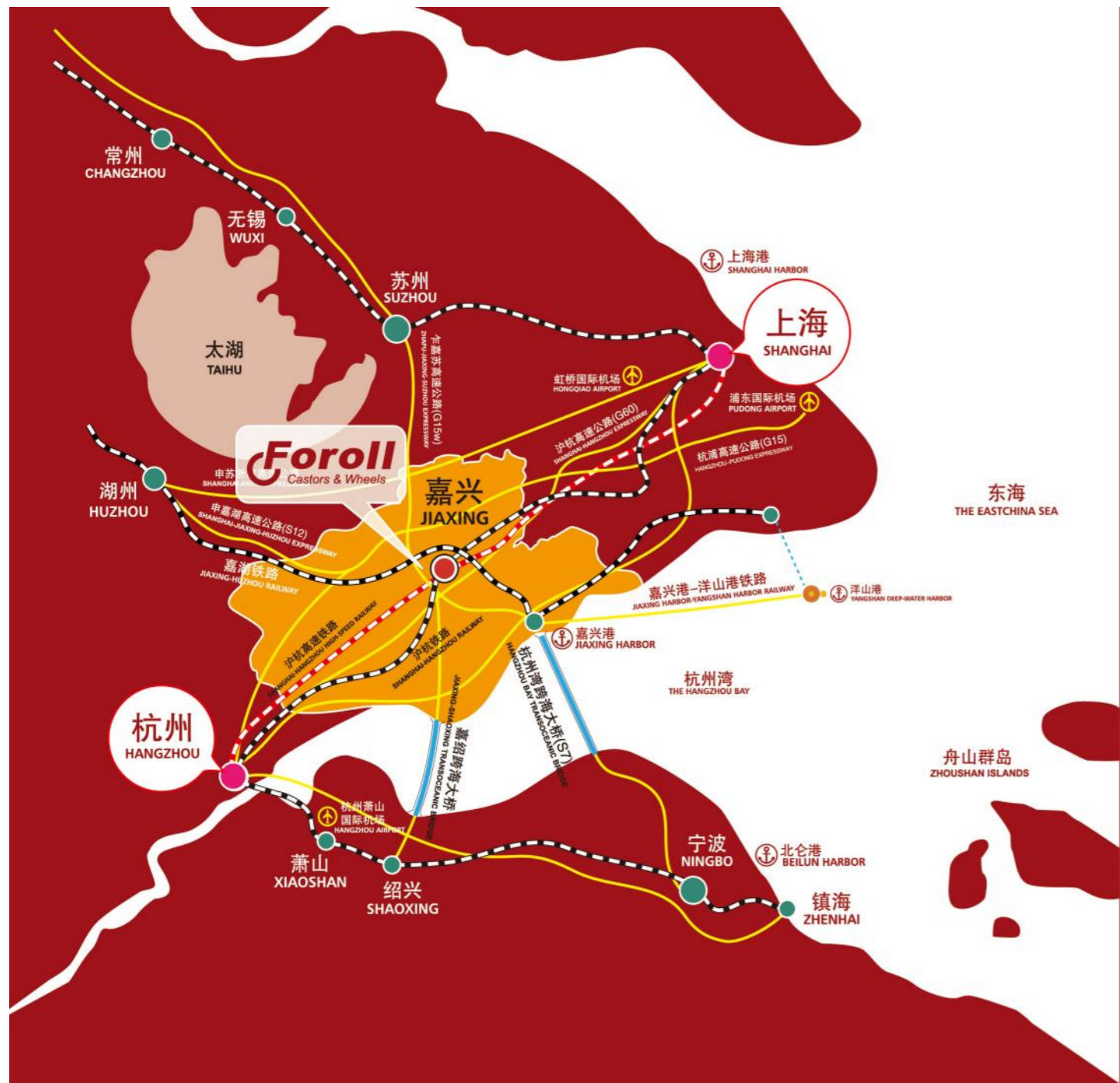
Art-No.	∅	+	+	+	KG	bearing type
100X050CITN	100	50	55.5	19	450	☐
125X050CITN	125	50	55.5	19	470	☐
150X050CITN	150	50	55.5	19	490	☐
200X050CITN	200	50	55.5	19	510	☐
250X050CITN	250	50	55.5	19	530	☐

Art-No.	∅	+	+	+	+	+	+	+	KG
35025P142-100S050CITN	100	50	31	142	114x101	$\frac{92}{76.2} \times \frac{66}{76.2}$	11	-	450
35025P142-125S050CITN	125	50	34	164	114x101	$\frac{92}{76.2} \times \frac{66}{76.2}$	11	-	470
35025P142-150S050CITN	150	50	40	190	114x101	$\frac{92}{76.2} \times \frac{66}{76.2}$	11	-	490
35025P142-200S050CITN	200	50	51	240	114x101	$\frac{92}{76.2} \times \frac{66}{76.2}$	11	-	510
35025P142-250S050CITN	250	50	65	317	114x101	$\frac{92}{76.2} \times \frac{66}{76.2}$	11	-	530

Art-No.	∅	+	+	+	+	+	+	+	KG
35225P142-100S050CITN	100	50	31	142	114x101	$\frac{92}{76.2} \times \frac{66}{76.2}$	11	side brake	450
35225P142-125S050CITN	125	50	34	164	114x101	$\frac{92}{76.2} \times \frac{66}{76.2}$	11	side brake	470
35225P142-150S050CITN	150	50	40	190	114x101	$\frac{92}{76.2} \times \frac{66}{76.2}$	11	side brake	490
35225P142-200S050CITN	200	50	51	240	114x101	$\frac{92}{76.2} \times \frac{66}{76.2}$	11	side brake	510
35225P142-250S050CITN	250	50	65	317	114x101	$\frac{92}{76.2} \times \frac{66}{76.2}$	11	side brake	530

Art-No.	∅	+	+	+	+	+	+	+	KG
30025P142-100S050CITN	100	50	-	142	114x101	$\frac{92}{76.2} \times \frac{66}{76.2}$	11	-	450
30025P142-125S050CITN	125	50	-	164	114x101	$\frac{92}{76.2} \times \frac{66}{76.2}$	11	-	470
30025P142-150S050CITN	150	50	-	190	114x101	$\frac{92}{76.2} \times \frac{66}{76.2}$	11	-	490
30025P142-200S050CITN	200	50	-	240	114x101	$\frac{92}{76.2} \times \frac{66}{76.2}$	11	-	510
30025P142-250S050CITN	250	50	-	317	114x101	$\frac{92}{76.2} \times \frac{66}{76.2}$	11	-	530





- 铁路 Railway
- 高速铁路 High-speed Railway
- 高速公路 Expressway
- 跨海大桥 Transoceanic Bridge



Add: No.718 Xiuxin Road, Xiuzhou Industrial Zone, Jiaxing 314031, Zhejiang, China.
 Tel: 86-573-8393-3386 Fax: 86-573-8393-3388
 www.forollcastor.com Email:sales@forollcastor.com